



PRODUCT/PROCESS CHANGE NOTIFICATION

PCN MMS-MIC/14/8385
Dated 10 Jul 2014

**UFBGA Transfer back-end site from Amkor ATK (Korea) to
Amkor ATP (Philippines) & Features improvement for
STM32F42xIxH & STM32F43xIxH products**

Table 1. Change Implementation Schedule

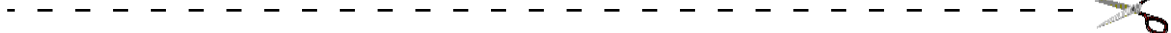
Forecasted implementation date for change	17-Oct-2014
Forecasted availability date of samples for customer	17-Sep-2014
Forecasted date for STMicroelectronics change Qualification Plan results availability	17-Sep-2014
Estimated date of changed product first shipment	17-Oct-2014

Table 2. Change Identification

Product Identification (Product Family/Commercial Product)	UFBGA products listed below
Type of change	Package assembly location change
Reason for change	see indicated below
Description of the change	Transfer of back-end site from Amkor ATK (Korea) to Amkor ATP (Philippines) for UFBGA products listed below. Concurrently, introduction of a new die revision for the STM32F42xlxH & STM32F43xlxH products.
Change Product Identification	see indicated below
Manufacturing Location(s)	

Table 3. List of Attachments

Customer Part numbers list	
Qualification Plan results	



Customer Acknowledgement of Receipt		PCN MMS-MIC/14/8385
Please sign and return to STMicroelectronics Sales Office		Dated 10 Jul 2014
<input type="checkbox"/> Qualification Plan Denied <input type="checkbox"/> Qualification Plan Approved <input type="checkbox"/> Change Denied <input type="checkbox"/> Change Approved	Name:	
	Title:	
	Company:	
	Date:	
	Signature:	
Remark		

DOCUMENT APPROVAL

Name	Function
Colonna, Daniel	Marketing Manager
Buffa, Michel	Product Manager
Narche, Pascal	Q.A. Manager



PRODUCT/PROCESS CHANGE NOTIFICATION

UFBGA Transfer back-end site from Amkor ATK (Korea) to Amkor ATP (Philippines) & Features improvement for STM32F42xIxH & STM32F43xIxH products

MMS - Microcontrollers Division (MCD)

Dear Customer,

STMicroelectronics continuously acts and invests to optimize its manufacturing process in order to maintain high quality of service to all our customers. Consequently, ST MCD Division decided to transfer back-end site from Amkor ATK (Korea) to Amkor ATP (Philippines) for UFBGA packages.

In addition, ST MCD Division is pleased to announce that the features of the STM32F42xIxH & STM32F43xIxH products will be enhanced through the introduction of a new die revision that will be introduced concurrently with the transfer of back-end site indicated below.

What are the changes?

Changes are described in the following table:

Change 1: Transfer of assembly site from Amkor ATK (Korea) to Amkor ATP (Philippines) for UFBGA products, listed below, including STM32F42xIxH & STM32F43xIxH products.

The Bill Of Materials remains the same.

Change 2: Introduction of a new design revision only for the STM32F42xIxH & STM32F43xIxH products, listed below.

	Products		<u>Actual</u>	<u>New</u>
Change 1	All products	Assembly site	Amkor ATK4 (Korea)	Amkor ATP3 (Philippines)
Change 2	STM32F42xIxH & STM32F43xIxH	Revision code	Revision 1	Revision 3, described in STM23F42xx and STM32F43xx Errata sheet revision 8

Why?

Change 1: In order to better rationalize the supply chain, ST MCD Division transfers UFBGA package production from Amkor ATK (Korea) to Amkor ATP (Philippines).

Change 2: The strategy of ST MCD Division is to continuously improve performances, quality and functionality of our products. This can be achieved by introducing a new die revision for STM32F42xIxH & STM32F43xIxH products, listed below.

When?

Production for both changes will start from Week 42 2014.

How will the change be qualified?

This change will be qualified using the standard STMicroelectronics Corporate Procedures for Quality and Reliability, in full compliancy with the JESD-47 international standard. You can find below Qualification Plans for change 1 and change 2.

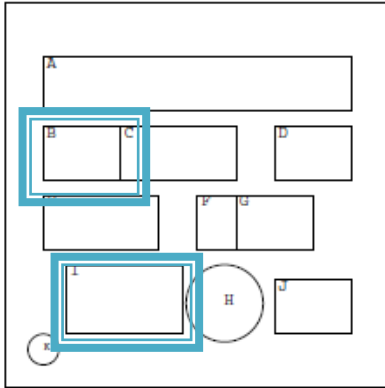
What is the impact of the change?

- **Form:** no change
- **Fit:** no change
- **Function:**
 - Change 1: no change
 - Change 2: change of die revision on STM32F42xIxH & STM32F43xIxH products in reference to Errata sheet revision 8

How can the change be seen?

Traceability of the change is ensured by ST internal tools.

The marking composition indicated on the products is changing:



B : Assy plant
changes from HP to 7B

I : Country Of Origin
changes from KOR to PHL

We remain available to discuss any concern that you may have regarding this Product Change Notification.

With our sincere regards.

Michel Buffa

Microcontroller Division General Manager

Commercial products impacted by change 1 and change 2 :

Commercial products	Change 1	Change 2
STM32F427IGH6	x	x
STM32F427IIH6	x	x
STM32F427IIH6TR	x	x
STM32F427IIH6U	x	x
STM32F427IIH7	x	x
STM32F429IEH6	x	x
STM32F429IGH6	x	x
STM32F429IIH6	x	x
STM32F429IIH6TR	x	x
STM32F429IIH6U	x	x
STM32F437IGH6	x	x
STM32F437IIH6	x	x
STM32F437IIH6TR	x	x
STM32F437IIH6U	x	x
STM32F439IGH6	x	x
STM32F439IIH6	x	x
STM32F439IIH6TR	x	x
STM32F439IIH6U	x	x
STM32F071V8H6	x	
STM32F071VBH6	x	
STM32F072V8H6	x	
STM32F072VBH6	x	
STM32F072VBH6TR	x	
STM32F078VBH6	x	
STM32F103VBI6	x	
STM32F207ICH6	x	
STM32F207IEH6	x	
STM32F207IEH6TR	x	
STM32F207IFH6	x	
STM32F207IFH6TR	x	
STM32F207IGH6	x	
STM32F207IGH6J	x	
STM32F207IGH6TR	x	
STM32F207IGH6U	x	
STM32F207IGH7	x	
STM32F217IEH6	x	
STM32F217IGH6	x	
STM32F217IGH6U	x	
STM32F373V8H6	x	
STM32F373VBH6	x	
STM32F373VCH6	x	
STM32F401VBH6	x	
STM32F401VCH6	x	
STM32F401VCH6U	x	
STM32F401VDH6	x	
STM32F401VEH6	x	
STM32F407IEH6	x	
STM32F407IGH6	x	
STM32F407IGH6J	x	
STM32F407IGH6TR	x	

STM32F407IGH6U	x	
STM32F407IGH7	x	
STM32F417IEH6	x	
STM32F417IGH6	x	
STM32F417IGH6U	x	
STM32F417IGH6W	x	
STM32L151QCH6	x	
STM32L151QDH6	x	
STM32L151QDH6TR	x	
STM32L151QEH6	x	
STM32L151V8H6	x	
STM32L151V8H6A	x	
STM32L151VBH6	x	
STM32L151VBH6A	x	
STM32L151VCH6	x	
STM32L151VCH6TR	x	
STM32L151VCHCOP	x	
STM32L152QCH6	x	
STM32L152QDH6	x	
STM32L152QEH6	x	
STM32L152V8H6	x	
STM32L152V8H6A	x	
STM32L152V8H6TR	x	
STM32L152VBH6	x	
STM32L152VBH6A	x	
STM32L152VCH6	x	
STM32L152VCH6D	x	
STM32L162QCH6	x	
STM32L162QDH6	x	
STM32L162QDH6DTR	x	
STM32L162VCH6	x	
STM32P207IGH6QC1	x	
STM32P207IGQC1TR	x	
STM32TS60ZH6	x	



RERMCD1402 RELIABILITY PLAN

Qualification of :

***UFBGA transfer from AMKOR Korea to AMKOR Philippines
for Microcontrollers devices***

Qualification Reference:	RERMCD1402
Issued on:	March 6, 2014
Assembly Plant:	AMKOR Philippines ATP3
Assembly Line:	UFBGA 7x7 / 10x10
Devices:	MCD Standard products
Package / Process:	7x7 (100/132/169 Leads) 10x10 (176 Leads)
MSL:	MSL3

**Purpose**

Qualification of new assembly lines for UFBGA 7x7 and UFBGA 10x10 packages assembled at ATP3 (Amkor Philippines).

Test Vehicles :

Package line	Assembly Line	Package	Device (Partial RawLine Code)	Diffusion Process	Number of Lots
1	UFBGA 7x7x0.6	100L	STM32F (*410)	TSMC 0.18	1
		132L	STM32L (*436)	ST R8 F9GO2	1
		169L	STM32F (*419)	ST Cr300 M10	1
2	UFBGA 10x10 x0.6	176L	STM32F (*419)	ST Cr300 M10	2

Package Reliability Trials :

(*) tests performed after preconditioning

Reliability Trial		Test Conditions	Pass Criteria	Unit per Lot	Qual Lot nb
PC	Pre Conditioning: Moisture Sensitivity Jedec Level 3 J-STD-020/ JESD22-A113	Bake (125°C / 24 hrs) Soak (30°C / 60% RH / 192 hrs) for level 3 Convection reflow: 3 passes with Jedec level 3	3 passes MSL3	308	5
UHAST(*)	UnBiased Highly Accelerated Temperature and Humidity Stress JESD22 A118	130°C, 85%RH, 2 atm	96h	77	5
TC(*)	Thermal Cycling JESD22 A104	-65°C, +150°C	500Cy	77	5
THB(*)	Temperature Humidity Bias JESD22 A101	85°C, 85% RH, bias	1000h	77	5
HTSL	High Temperature Storage Life JESD22 A103	150°C- no bias	1000h	77	5
ESD	ESD Charge Device Model ANSI/ESDSTM5.3.1	6 discharges on each pin (3 positive + 3 negative) +/-500V	500V	3	All devices
CA	Construction Analysis including : • package dimensions • Solderability	ADCS#8046024	No major concern	50	5



	<ul style="list-style-type: none"> • Solder ball shear • Total ball shear • Wire bond pull • Wire bond shear 				
--	--	--	--	--	--

Attachment : Reliability tests description

Package oriented tests/ Trials description

1. Preconditioning

According to ST spec 0098044.

Preconditioning test sequence simulates storage and soldering of SMD (surface mount devices) before submitting them to the reliability tests. It aims to validate the moisture sensitivity level of the package, and prepare it to the stress of additional reliability tests, thus enabling a good modeling of the life of the packaged product.

Out-of-bag floor life storage and soldering are modeled by the following test sequence:

- Bake to completely remove moisture from the package;
- Moisture soak according to the package moisture level;
- IR reflow.

The aim is to check that the chip and plastic package withstand the stress due to report on card. Depending on their technology, packages may absorb moisture during their transportation and/or storage, moisture that is released during the soldering operation. At this step, the moisture absorbed is vaporized due to high temperature of solder reflow process. This phenomenon can create plastic swelling, "pop corn" effect, and cracks which eventually results in wire breakage, passivation cracks, and delamination.

2. Unbiased Highly Accelerated Temperature and Humidity Stress (UHAST)

The Unbiased HAST is performed for the purpose of evaluating the reliability of non-hermetic packaged solidstate devices in humid environments. It is a highly accelerated test which employs temperature and humidity under non-condensing conditions to accelerate the penetration of moisture through the external protective material (encapsulant or seal) or along the interface between the external protective material and the metallic conductors which pass through it. Bias is not applied in this test to ensure the failure mechanisms potentially overshadowed by bias can be uncovered (e.g. galvanic corrosion). This test is used to identify failure mechanisms internal to the package and is destructive.

3. Temperature Cycling (TC)

The device is submitted to cycled temperature excursions, between a hot and a cold chamber in air atmosphere (thermal gradient typical 10 C/min).

Purpose: to investigate failure modes related to the thermo-mechanical stress induced by the different thermal expansion of the materials interacting in the die-package system.

Typical failure modes are linked to metal displacement, dielectric cracking, moulding compound delamination, wire-bonds failure, die-attach layer degradation.

4. Temperature Humidity Bias (THB)

The device is biased in static configuration minimizing its internal power dissipation, and stored at controlled conditions of ambient temperature and relative humidity.

The Temperature Humidity Bias follows the same method than HAST at lower temperature.

Purpose: to investigate failure mechanisms activated in the die-package environment by electrical field and wet conditions.

Typical failure mechanisms are electro-chemical corrosion and surface effects related to the molding compound.

The package moisture resistance with electrical field applied is verified, both electrolytic and galvanic corrosion are put in evidence.

Conditions:

- $T_a=85^{\circ}\text{C}$; R.H.=85%;
- Power supply voltage less or equal to max operative voltage to not exceed $T_j = 95^{\circ}\text{C}$.

5. High Temperature Storage Life (HTSL)

The device is stored in unbiased condition at the max. temperature allowed by the package materials, sometimes higher than the max. operative temperature.

Purpose: to investigate the failure mechanisms activated by high temperature, typically wire-bonds solder joint ageing, data retention faults, metal stress-voiding.

1. ESD Charge Device Model (CDM)

This ESD failure model is associated with the device and package itself. The CDM is intended to simulate charging/discharging events that occur in production equipment and processes. The Field induced CDM equivalent circuit used to describe this phenomenon is illustrated in Figure 1.

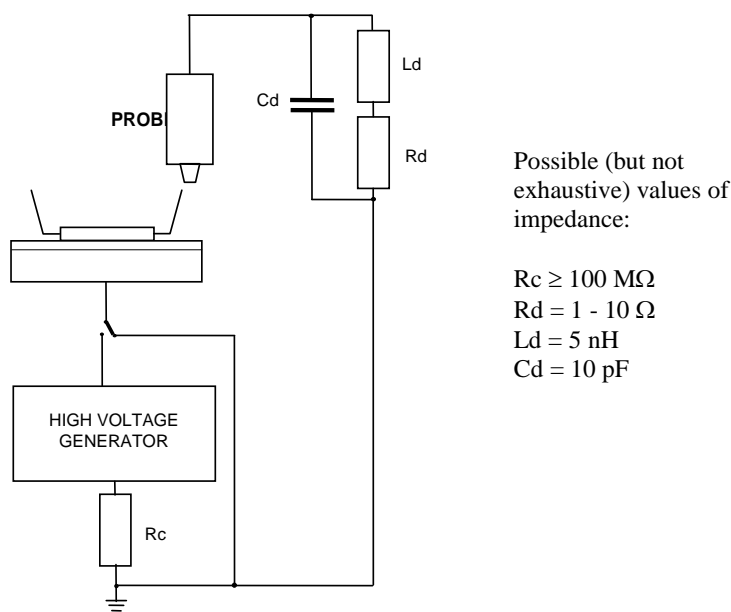


Fig.1 : Field induced CDM equivalent circuit



STM32F4xx - BIG MANTA – 2M

New design revision introduction

Reliability Evaluation Plan

June, 16th 2014

MMS MCD Quality & Reliability Department

STM32F4xx - Big Manta - 2M - M10 - CR300

2

- Context :

Introduction of new design revision to improve product features.

Reliability Evaluation Plan

- Die oriented trials

Trial	Test	Method	Criteria	Conditions	Package	Sample x lot
STM32F4xx - BIG MANTA – 2M - M10HS – CR300 - TFBGA216 MU1T						
DIE	LU	0018695 JESD78	N.A	125°C	TFBGA216	6 x 1
	ESD HBM	ANSI/ESDA/JEDEC JS-001	1500Ω , 100pF	25°C 2kV (class 2)	TFBGA216	3 x 1
	HTOL	MIL-STD-883 Method 1005 JESD22-A108	125°C, 3.6V 1176h	125°C	TFBGA216	77 x 1
	EDR	JESD-22A117	10 kcyc Prog + 500h/150°C	Cycling @ 125°C Bake @ 150°C	TFBGA216	77 x 1
	EDR	JESD-22A117	10 kcyc Prog + 168h/150°C	Cycling @ 25°C Bake @ 150°C	TFBGA216	77 x 1
	EDR	JESD-22A117	10 kcyc Prog + 168h/150°C	Cycling @ -40°C Bake @ 150°C	TFBGA216	77 x 1
STM32F4xx - BIG MANTA – 2M - M10HS – CR300 – UFBGA176 ATP3						
DIE	ESD CDM	ANSI/ESDSTM5.3.1	25°C Min 250V (Class C3)	N.A.	UFBGA176	3 x 1

Please Read Carefully:

Information in this document is provided solely in connection with ST products. STMicroelectronics NV and its subsidiaries ("ST") reserve the right to make changes, corrections, modifications or improvements, to this document, and the products and services described herein at any time, without notice.

All ST products are sold pursuant to ST's terms and conditions of sale.

Purchasers are solely responsible for the choice, selection and use of the ST products and services described herein, and ST assumes no liability whatsoever relating to the choice, selection or use of the ST products and services described herein.

No license, express or implied, by estoppel or otherwise, to any intellectual property rights is granted under this document. If any part of this document refers to any third party products or services it shall not be deemed a license grant by ST for the use of such third party products or services, or any intellectual property contained therein or considered as a warranty covering the use in any manner whatsoever of such third party products or services or any intellectual property contained therein.

UNLESS OTHERWISE SET FORTH IN ST'S TERMS AND CONDITIONS OF SALE ST DISCLAIMS ANY EXPRESS OR IMPLIED WARRANTY WITH RESPECT TO THE USE AND/OR SALE OF ST PRODUCTS INCLUDING WITHOUT LIMITATION IMPLIED WARRANTIES OF MERCHANTABILITY, FITNESS FOR A PARTICULAR PURPOSE (AND THEIR EQUIVALENTS UNDER THE LAWS OF ANY JURISDICTION), OR INFRINGEMENT OF ANY PATENT, COPYRIGHT OR OTHER INTELLECTUAL PROPERTY RIGHT.

ST PRODUCTS ARE NOT DESIGNED OR AUTHORIZED FOR USE IN: (A) SAFETY CRITICAL APPLICATIONS SUCH AS LIFE SUPPORTING, ACTIVE IMPLANTED DEVICES OR SYSTEMS WITH PRODUCT FUNCTIONAL SAFETY REQUIREMENTS; (B) AERONAUTIC APPLICATIONS; (C) AUTOMOTIVE APPLICATIONS OR ENVIRONMENTS, AND/OR (D) AEROSPACE APPLICATIONS OR ENVIRONMENTS. WHERE ST PRODUCTS ARE NOT DESIGNED FOR SUCH USE, THE PURCHASER SHALL USE PRODUCTS AT PURCHASER'S SOLE RISK, EVEN IF ST HAS BEEN INFORMED IN WRITING OF SUCH USAGE, UNLESS A PRODUCT IS EXPRESSLY DESIGNATED BY ST AS BEING INTENDED FOR "AUTOMOTIVE, AUTOMOTIVE SAFETY OR MEDICAL" INDUSTRY DOMAINS ACCORDING TO ST PRODUCT DESIGN SPECIFICATIONS. PRODUCTS FORMALLY ESCC, QML OR JAN QUALIFIED ARE DEEMED SUITABLE FOR USE IN AEROSPACE BY THE CORRESPONDING GOVERNMENTAL AGENCY.

RESTRICTIONS OF USE AND CONFIDENTIALITY OBLIGATIONS:

THIS DOCUMENT AND ITS ANNEXES CONTAIN ST PROPRIETARY AND CONFIDENTIAL INFORMATION. THE DISCLOSURE, DISTRIBUTION, PUBLICATION OF WHATSOEVER NATURE OR USE FOR ANY OTHER PURPOSE THAN PROVIDED IN THIS DOCUMENT OF ANY INFORMATION CONTAINED IN THIS DOCUMENT AND ITS ANNEXES IS SUBMITTED TO ST PRIOR EXPRESS AUTHORIZATION. ANY UNAUTHORIZED REVIEW, USE, DISCLOSURE OR DISTRIBUTION OF SUCH INFORMATION IS EXPRESSLY PROHIBITED.

Resale of ST products with provisions different from the statements and/or technical features set forth in this document shall immediately void any warranty granted by ST for the ST product or service described herein and shall not create or extend in any manner whatsoever, any liability of ST.

ST and the ST logo are trademarks or registered trademarks of ST in various countries.

Information in this document supersedes and replaces all information previously supplied.

The ST logo is a registered trademark of STMicroelectronics. All other names are the property of their respective owners

©2014 STMicroelectronics - All rights reserved.

STMicroelectronics group of companies

Australia - Belgium - Brazil - Canada - China - Czech Republic - Finland - France - Germany - Hong Kong - India - Israel - Italy - Japan -
Malaysia - Malta - Morocco - Philippines - Singapore - Spain - Sweden - Switzerland - United Kingdom - United States of America

www.st.com

