

Product Change Notice (PCN)

Subject: Add Back-End factories, materials for RX/RA LQFP package products

Publication Date: 12/9/2022

Effective Date: 4/1/2023

Revision Description:

Initial release.

Description of Change:

1)Add Back-End factories

1.1 Add the assembly factory

Current: Renesas Semiconductor (Beijing) Co., Ltd (RSB)

Additional: Greatek Electronics Inc., (Greatek)

1.2 Add the final test factory

Current: Renesas Semiconductor (Beijing) Co., Ltd (RSB)

Additional: King Yuan Electronics Co., Ltd. (KYEK)

2)Add materials of Back-end factories

When comparing with RSB products, there are some changes as described below because of using the standard material and manufacturing equipment which are currently using in the Greatek factory.

2.1 Material:

Lead frame, die mount, mold resin and chip thickness.

2.2 Package outline and marking on package:

Some differences for external dimensions. There is no change in footprint for Greatek products. Marking font.

2.3 Packing material:

Addition of bundling band color (Black)

3) Storage condition after opening

The storage conditions after opening the moisture proof bag of the Greatek product comply with JEDEC standards.

Current : 30° C /70%RH/within 168hr

After Change : 30° C /60%RH/within 168hr(JEDEC compliant)

Affected Product List :

RX/RA LQFP package products. For the P/N details, please refer to page 3.

Product group	Package
RX651	14x14mm 100pin
RX66T	14x14mm 100pin
RA4M2	14x14mm 100pin
RA4M2	10x10mm 64pin
RA4E1	10x10mm 64pin

Reason for Change:

For Stable supply, we add Back-End factories.

Impact on Fit, Form, Function, Quality & Reliability:

Fit, Form: There are some changes in dimensions.

Function, Quality and reliability: There are no impact.

Product Identification:

Our production history data can be queried by using the packing label or trace code of the product.

Qualification Status: Available from 2/1/2023. Please contact Renesas sales, distributor, or agency.

Sample Availability Date: 4/1/2023

Device Material Declaration: Please contact Renesas sales, distributor, or agency.

- Note:
1. Acknowledgement must be received by Renesas within 30 days or Renesas will consider the change as approved.
 2. If timely acknowledgement is provided by Customer, then Customer shall have 90 days from the date of receipt of this PCN to make any objections to this PCN. If Customer fails to make objections to this PCN within 90 days of the receipt of the PCN then Renesas will consider the PCN changes as approved.
 3. If customer cannot accept the PCN then customer must provide Renesas with a last time buy demand and purchase order.

For additional information regarding this notice, please contact your Renesas sales representative.

P/N list

Affected P/N list	Package	Group
R5F56514ADFP#10	14mm x 14mm 100pin	RX651
R5F56514BDFP#10	14mm x 14mm 100pin	RX651
R5F56514EDFP#10	14mm x 14mm 100pin	RX651
R5F56514FDFP#10	14mm x 14mm 100pin	RX651
R5F56517ADFP#10	14mm x 14mm 100pin	RX651
R5F56517BDFP#10	14mm x 14mm 100pin	RX651
R5F56517EDFP#10	14mm x 14mm 100pin	RX651
R5F56517FDFP#10	14mm x 14mm 100pin	RX651
R5F56519ADFP#10	14mm x 14mm 100pin	RX651
R5F56519BDFP#10	14mm x 14mm 100pin	RX651
R5F56519EDFP#10	14mm x 14mm 100pin	RX651
R5F56519FDFP#10	14mm x 14mm 100pin	RX651
R5F56514AGFP#10	14mm x 14mm 100pin	RX651
R5F56514BGFP#10	14mm x 14mm 100pin	RX651
R5F56514EGFP#10	14mm x 14mm 100pin	RX651
R5F56514FGFP#10	14mm x 14mm 100pin	RX651
R5F56517AGFP#10	14mm x 14mm 100pin	RX651
R5F56517BGFP#10	14mm x 14mm 100pin	RX651
R5F56517EGFP#10	14mm x 14mm 100pin	RX651
R5F56517FGFP#10	14mm x 14mm 100pin	RX651
R5F56519AGFP#10	14mm x 14mm 100pin	RX651
R5F56519BGFP#10	14mm x 14mm 100pin	RX651
R5F56519EGFP#10	14mm x 14mm 100pin	RX651
R5F56519FGFP#10	14mm x 14mm 100pin	RX651
R5F566TAADFP#10	14mm x 14mm 100pin	RX66T
R5F566TABDFP#10	14mm x 14mm 100pin	RX66T
R5F566TAEDFP#10	14mm x 14mm 100pin	RX66T
R5F566TAFDFP#10	14mm x 14mm 100pin	RX66T
R5F566TEADFP#10	14mm x 14mm 100pin	RX66T

R5F566TEBDFP#10	14mm x 14mm 100pin	RX66T
R5F566TEEDFP#10	14mm x 14mm 100pin	RX66T
R5F566TEFDFP#10	14mm x 14mm 100pin	RX66T
R5F566TAAGFP#10	14mm x 14mm 100pin	RX66T
R5F566TABGFP#10	14mm x 14mm 100pin	RX66T
R5F566TAEGFP#10	14mm x 14mm 100pin	RX66T
R5F566TAFGFP#10	14mm x 14mm 100pin	RX66T
R5F566TEAGFP#10	14mm x 14mm 100pin	RX66T
R5F566TEBGFP#10	14mm x 14mm 100pin	RX66T
R5F566TEEGFP#10	14mm x 14mm 100pin	RX66T
R5F566TEFGFP#10	14mm x 14mm 100pin	RX66T
R7FA4E10B2CFM#AAO	10mm x 10mm 64pin	RA4E1
R7FA4E10D2CFM#AAO	10mm x 10mm 64pin	RA4E1
R7FA4M2AB3CFM#AAO	10mm x 10mm 64pin	RA4M2
R7FA4M2AC3CFM#AAO	10mm x 10mm 64pin	RA4M2
R7FA4M2AD3CFM#AAO	10mm x 10mm 64pin	RA4M2
R7FA4E10B2CFM#HAO	10mm x 10mm 64pin	RA4E1
R7FA4M2AD3CFM#HAO	10mm x 10mm 64pin	RA4M2
R7FA4M2AB3CFP#AAO	14mm x 14mm 100pin	RA4M2
R7FA4M2AC3CFP#AAO	14mm x 14mm 100pin	RA4M2
R7FA4M2AD3CFP#AAO	14mm x 14mm 100pin	RA4M2
R7FA4M2AB3CFM#BAO	10mm x 10mm 64pin	RA4M2
R7FA4M2AD3CFM#BAO	10mm x 10mm 64pin	RA4M2
R7FA4E10B2CFM#BAO	10mm x 10mm 64pin	RA4E1
R7FA4E10D2CFM#BAO	10mm x 10mm 64pin	RA4E1
R7FA4M2AC3CFM#BAO	10mm x 10mm 64pin	RA4M2
R7FA4M2AB3CFP#BAO	14mm x 14mm 100pin	RA4M2
R7FA4M2AC3CFP#BAO	14mm x 14mm 100pin	RA4M2
R7FA4M2AD3CFP#BAO	14mm x 14mm 100pin	RA4M2

ADD BACK-END FACTORIES, MATERIALS FOR RX/RA LQFP PRODUCTS DIFFERENCE DOCUMENT

Greatek Electronics Inc.,

King Yuan Electronics Co., Ltd

DECEMBER 6, 2022

IOT PLATFORM BUSINESS DIVISION
IOT AND INFRASTRUCTURE BUSINESS UNIT
RENESAS ELECTRONICS CORPORATION

IMO-AB-22-0141

Notice

1. Descriptions of circuits, software and other related information in this document are provided only to illustrate the operation of semiconductor products and application examples. You are fully responsible for the incorporation or any other use of the circuits, software, and information in the design of your product or system. Renesas Electronics disclaims any and all liability for any losses and damages incurred by you or third parties arising from the use of these circuits, software, or information.
2. Renesas Electronics hereby expressly disclaims any warranties against and liability for infringement or any other claims involving patents, copyrights, or other intellectual property rights of third parties, by or arising from the use of Renesas Electronics products or technical information described in this document, including but not limited to, the product data, drawings, charts, programs, algorithms, and application examples.
3. No license, express, implied or otherwise, is granted hereby under any patents, copyrights or other intellectual property rights of Renesas Electronics or others.
4. You shall be responsible for determining what licenses are required from any third parties, and obtaining such licenses for the lawful import, export, manufacture, sales, utilization, distribution or other disposal of any products incorporating Renesas Electronics products, if required.
5. You shall not alter, modify, copy, or reverse engineer any Renesas Electronics product, whether in whole or in part. Renesas Electronics disclaims any and all liability for any losses or damages incurred by you or third parties arising from such alteration, modification, copying or reverse engineering.
6. Renesas Electronics products are classified according to the following two quality grades: "Standard" and "High Quality". The intended applications for each Renesas Electronics product depends on the product's quality grade, as indicated below.
 - "Standard": Computers; office equipment; communications equipment; test and measurement equipment; audio and visual equipment; home electronic appliances; machine tools; personal electronic equipment; industrial robots; etc.
 - "High Quality": Transportation equipment (automobiles, trains, ships, etc.); traffic control (traffic lights); large-scale communication equipment; key financial terminal systems; safety control equipment; etc.Unless expressly designated as a high reliability product or a product for harsh environments in a Renesas Electronics data sheet or other Renesas Electronics document, Renesas Electronics products are not intended or authorized for use in products or systems that may pose a direct threat to human life or bodily injury (artificial life support devices or systems; surgical implantations; etc.), or may cause serious property damage (space system; undersea repeaters; nuclear power control systems; aircraft control systems; key plant systems; military equipment; etc.). Renesas Electronics disclaims any and all liability for any damages or losses incurred by you or any third parties arising from the use of any Renesas Electronics product that is inconsistent with any Renesas Electronics data sheet, user's manual or other Renesas Electronics document.
7. No semiconductor product is absolutely secure. Notwithstanding any security measures or features that may be implemented in Renesas Electronics hardware or software products, Renesas Electronics shall have absolutely no liability arising out of any vulnerability or security breach, including but not limited to any unauthorized access to or use of a Renesas Electronics product or a system that uses a Renesas Electronics product. RENESAS ELECTRONICS DOES NOT WARRANT OR GUARANTEE THAT RENESAS ELECTRONICS PRODUCTS, OR ANY SYSTEMS CREATED USING RENESAS ELECTRONICS PRODUCTS WILL BE INVULNERABLE OR FREE FROM CORRUPTION, ATTACK, VIRUSES, INTERFERENCE, HACKING, DATA LOSS OR THEFT, OR OTHER SECURITY INTRUSION ("Vulnerability Issues"). RENESAS ELECTRONICS DISCLAIMS ANY AND ALL RESPONSIBILITY OR LIABILITY ARISING FROM OR RELATED TO ANY VULNERABILITY ISSUES. FURTHERMORE, TO THE EXTENT PERMITTED BY APPLICABLE LAW, RENESAS ELECTRONICS DISCLAIMS ANY AND ALL WARRANTIES, EXPRESS OR IMPLIED, WITH RESPECT TO THIS DOCUMENT AND ANY RELATED OR ACCOMPANYING SOFTWARE OR HARDWARE, INCLUDING BUT NOT LIMITED TO THE IMPLIED WARRANTIES OF MERCHANTABILITY, OR FITNESS FOR A PARTICULAR PURPOSE.
8. When using Renesas Electronics products, refer to the latest product information (data sheets, user's manuals, application notes, "General Notes for Handling and Using Semiconductor Devices" in the reliability handbook, etc.), and ensure that usage conditions are within the ranges specified by Renesas Electronics with respect to maximum ratings, operating power supply voltage range, heat dissipation characteristics, installation, etc. Renesas Electronics disclaims any and all liability for any malfunctions, failure or accident arising out of the use of Renesas Electronics products outside of such specified ranges.
9. Although Renesas Electronics endeavors to improve the quality and reliability of Renesas Electronics products, semiconductor products have specific characteristics, such as the occurrence of failure at a certain rate and malfunctions under certain use conditions. Unless designated as a high reliability product or a product for harsh environments in a Renesas Electronics data sheet or other Renesas Electronics document, Renesas Electronics products are not subject to radiation resistance design. You are responsible for implementing safety measures to guard against the possibility of bodily injury, injury or damage caused by fire, and/or danger to the public in the event of a failure or malfunction of Renesas Electronics products, such as safety design for hardware and software, including but not limited to redundancy, fire control and malfunction prevention, appropriate treatment for aging degradation or any other appropriate measures. Because the evaluation of microcomputer software alone is very difficult and impractical, you are responsible for evaluating the safety of the final products or systems manufactured by you.
10. Please contact a Renesas Electronics sales office for details as to environmental matters such as the environmental compatibility of each Renesas Electronics product. You are responsible for carefully and sufficiently investigating applicable laws and regulations that regulate the inclusion or use of controlled substances, including without limitation, the EU RoHS Directive, and using Renesas Electronics products in compliance with all these applicable laws and regulations. Renesas Electronics disclaims any and all liability for damages or losses occurring as a result of your noncompliance with applicable laws and regulations.
11. Renesas Electronics products and technologies shall not be used for or incorporated into any products or systems whose manufacture, use, or sale is prohibited under any applicable domestic or foreign laws or regulations. You shall comply with any applicable export control laws and regulations promulgated and administered by the governments of any countries asserting jurisdiction over the parties or transactions.
12. It is the responsibility of the buyer or distributor of Renesas Electronics products, or any other party who distributes, disposes of, or otherwise sells or transfers the product to a third party, to notify such third party in advance of the contents and conditions set forth in this document.
13. This document shall not be reprinted, reproduced or duplicated in any form, in whole or in part, without prior written consent of Renesas Electronics.
14. Please contact a Renesas Electronics sales office if you have any questions regarding the information contained in this document or Renesas Electronics products.

(Note 1) "Renesas Electronics" as used in this document means Renesas Electronics Corporation and also includes its directly or indirectly controlled subsidiaries.

(Note 2) "Renesas Electronics product(s)" means any product developed or manufactured by or for Renesas Electronics.

(Rev. 5.0-1 October 2020)

Content

- Overview
 - 1 . Difference of specification's outline
 - 2 . Difference of specification's detail
 - 3 . 4M changing points

Overview

Thank you for continuously using our products.

For RX/RA microcomputer products, we continuously add manufacturing factories and change assembly materials for stable supply.

For LQFP package products, manufacturing factories and assembly materials are also added this time.

Therefore, we would like to ask for your kind understanding and cooperation in order to make the procedure smoothly completed.

Yours sincerely,

Change points are reported in the following pages.

1. DIFFERENCE OF SPECIFICATION'S OUTLINE

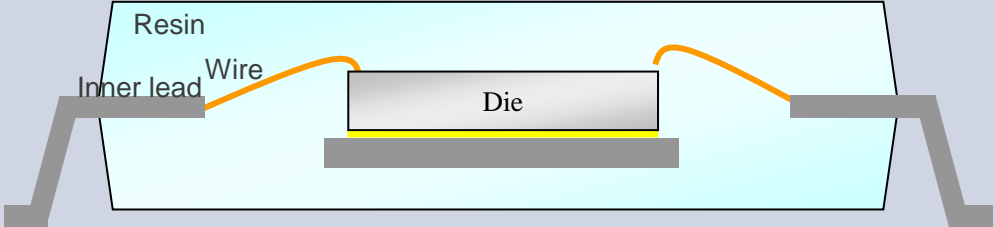
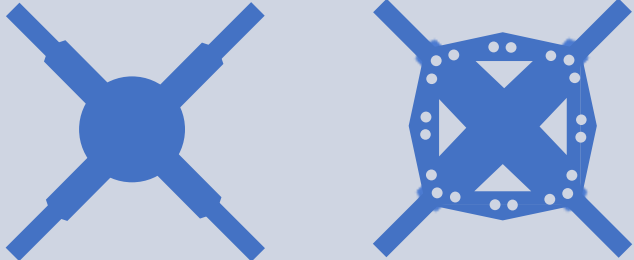


Item		Current	Addition	Note
Assembly factory		Renesas Semiconductor (Beijing) Co., Ltd	Greatek Electronics Inc.	-
Sorting factory			King Yuan Electronics Co., Ltd	
Parts	Lead frame	-	Change to standard material used in new factory. The structure not changed.	Refer to page 6
	Die mount	-	Change to standard material used in new factory. The structure not changed.	
	Mould resin	-	Change to standard material used in new factory. The structure not changed.	
	Chip thickness	280μm	305μm (12mil)	-
Package	Outline	-	There are changes in some of dimensions	Refer to page 7 to 13
Marking	Font	-	Font changed	Refer to page 14
Packing	Bundling band color	-	Add black	-
Storage condition	After opening	Within 30°C/ 70%RH/ 168h	Within 30°C/ 60%RH/ 168h	-

※ There is no impact on reliability and specification

2. DIFFERENCE OF SPECIFICATION'S DETAIL (1)

PACKAGE STRUCTURE(IMAGE)

※PKG cross section and die pad shape are reference examples

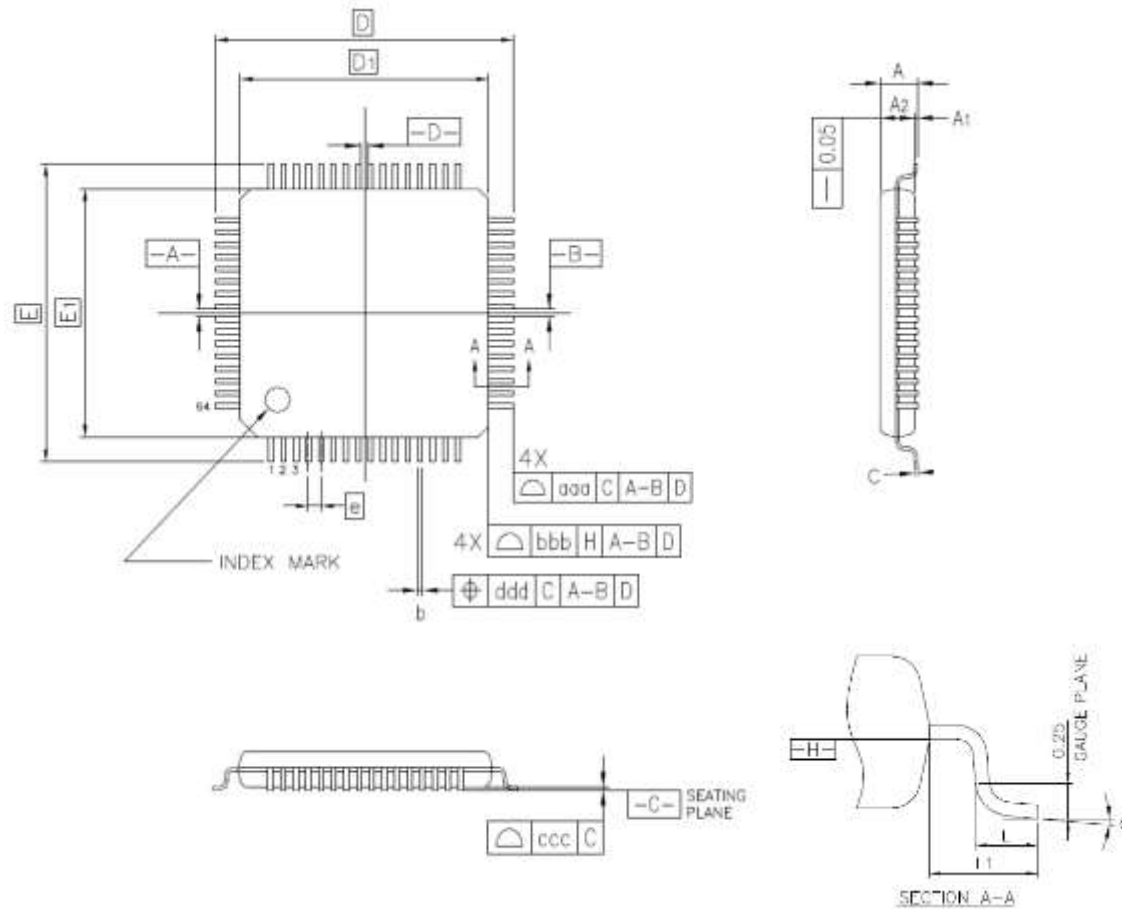
Assembly Line	PKG cross section	Die pad shape
Current		 <p data-bbox="1658 762 1880 825">excluding R5F566TxxxFP</p> <p data-bbox="2023 776 2244 805">R5F566TxxxFP</p>
Addition		

※ There is no impact on the reliability by die pad shape

2. DIFFERENCE OF SPECIFICATION'S DETAIL (2)

10x10mm 64pin LQFP package drawing (Addition)

RENESAS Code : PLQP0064KL-A

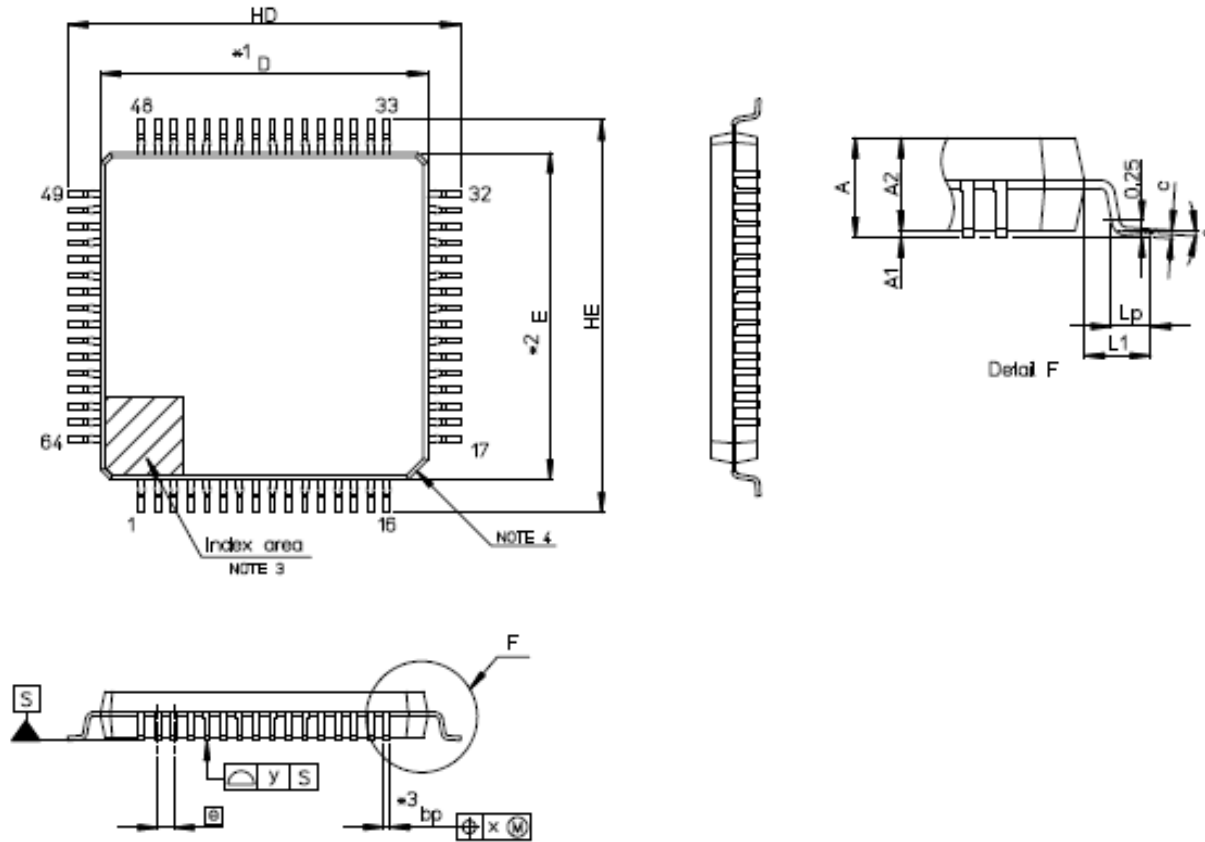


Reference Symbol	Dimension in Millimeters		
	Min.	Nom.	Max.
A	—	—	1.60
A ₁	0.05	—	0.15
A ₂	1.35	1.40	1.45
D	—	12.00	—
D1	—	10.00	—
E	—	12.00	—
E ₁	—	10.00	—
N	—	64	—
e	—	0.50	—
b	0.17	0.22	0.27
c	0.09	—	0.20
e	0°	3.5°	7°
L	0.45	0.60	0.75
L ₁	—	1.00	—
aaa	—	—	0.20
bbb	—	—	0.20
ccc	—	—	0.08
ddd	—	—	0.08

2. DIFFERENCE OF SPECIFICATION'S DETAIL (3)

10x10mm 64pin LQFP package drawing (Current)

RENESAS Code : PLQP0064KB-C



Reference Symbol	Dimension in Millimeters		
	Min	Nom	Max
D	9.9	10.0	10.1
E	9.9	10.0	10.1
A2	—	1.4	—
HD	11.8	12.0	12.2
HE	11.8	12.0	12.2
A	—	—	1.7
A1	0.05	—	0.15
bp	0.15	0.20	0.27
c	0.09	—	0.20
e	0 [□]	3.5 [□]	8 [□]
e	—	0.5	—
x	—	—	0.08
y	—	—	0.08
Lp	0.45	0.6	0.75
L1	—	1.0	—

2. DIFFERENCE OF SPECIFICATION'S DETAIL (4)

Dimension comparison: 10x10mm 64pin LQFP package

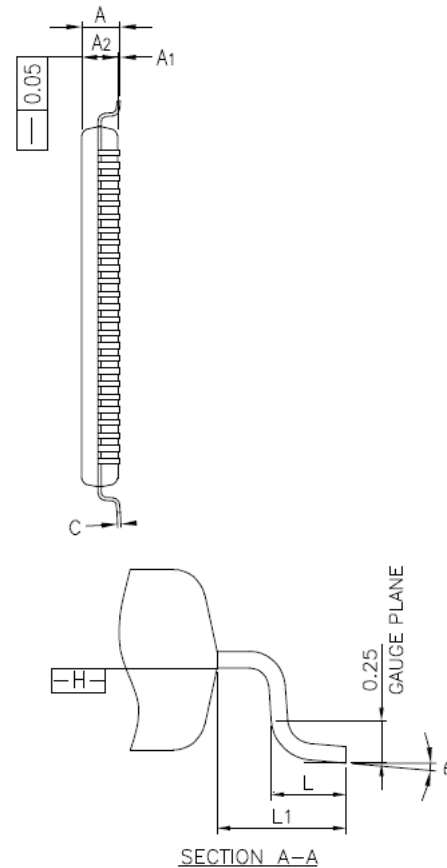
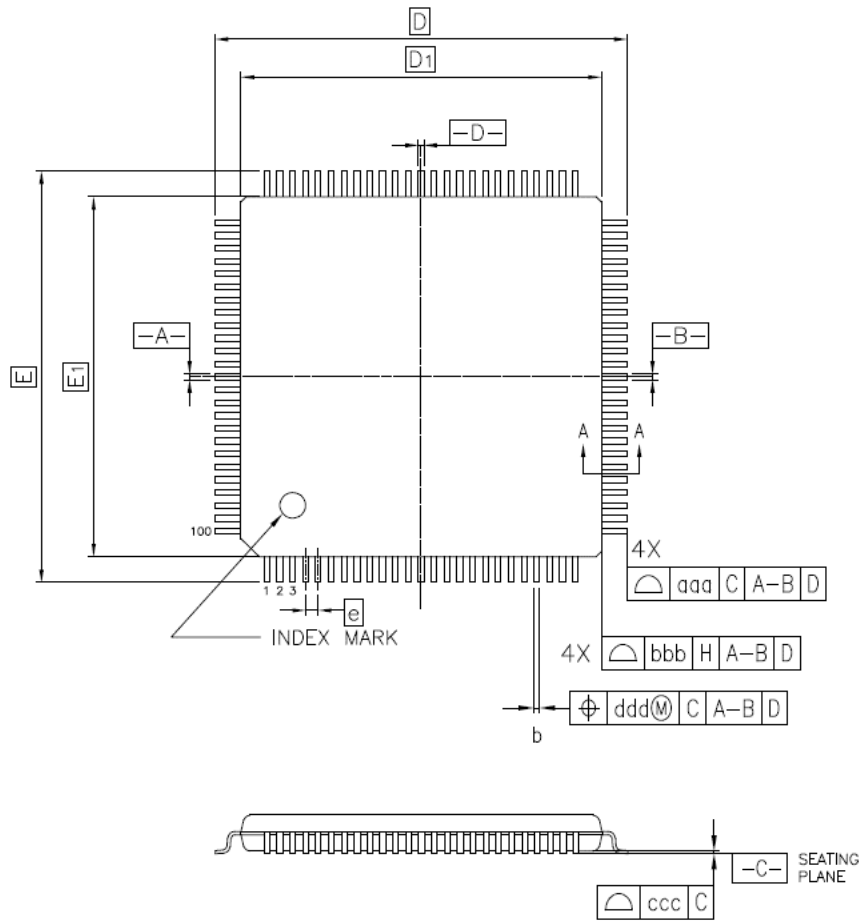
Greatek symbol is the same as the JEDEC standard.

Addition Greatek Symbol	10x10mm 64pin LQFP PLQP0064KL-A			Current RSB Symbol	10x10mm 64pin LQFP PLQP0064KB-C		
	Dimension in Millimeters				Dimension in Millimeters		
	Min	Nom	Max		Min	Nom	Max
A	-	-	1.60	A	-	-	1.70
A1	0.05	-	0.15	A1	0.05	-	0.15
A2	1.35	1.40	1.45	A2	-	1.40	-
D	-	12.00	-	HD	11.80	12.00	12.20
D1	-	10.00	-	D	9.90	10.00	10.10
E	-	12.00	-	HE	11.80	12.00	12.20
E1	-	10.00	-	E	9.90	10.00	10.10
N	-	64	-	-	-	-	-
e	-	0.50	-	e	-	0.50	-
b	0.17	0.22	0.27	bp	0.15	0.20	0.27
c	0.09	-	0.20	c	0.09	-	0.20
θ	0°	3.5°	7°	θ	0°	3.5°	8°
L	0.45	0.60	0.75	Lp	0.45	0.60	0.75
L1	-	1.00	-	L1	-	1.000	-
aaa	-	-	0.20	-	-	-	-
bbb	-	-	0.20	-	-	-	-
ccc	-	-	0.08	y	-	-	0.08
ddd	-	-	0.08	x	-	-	0.08

2. DIFFERENCE OF SPECIFICATION'S DETAIL (5)

14x14mm 100pin LQFP package drawing (Addition)

RENESAS Code : PLQP0100KP-A

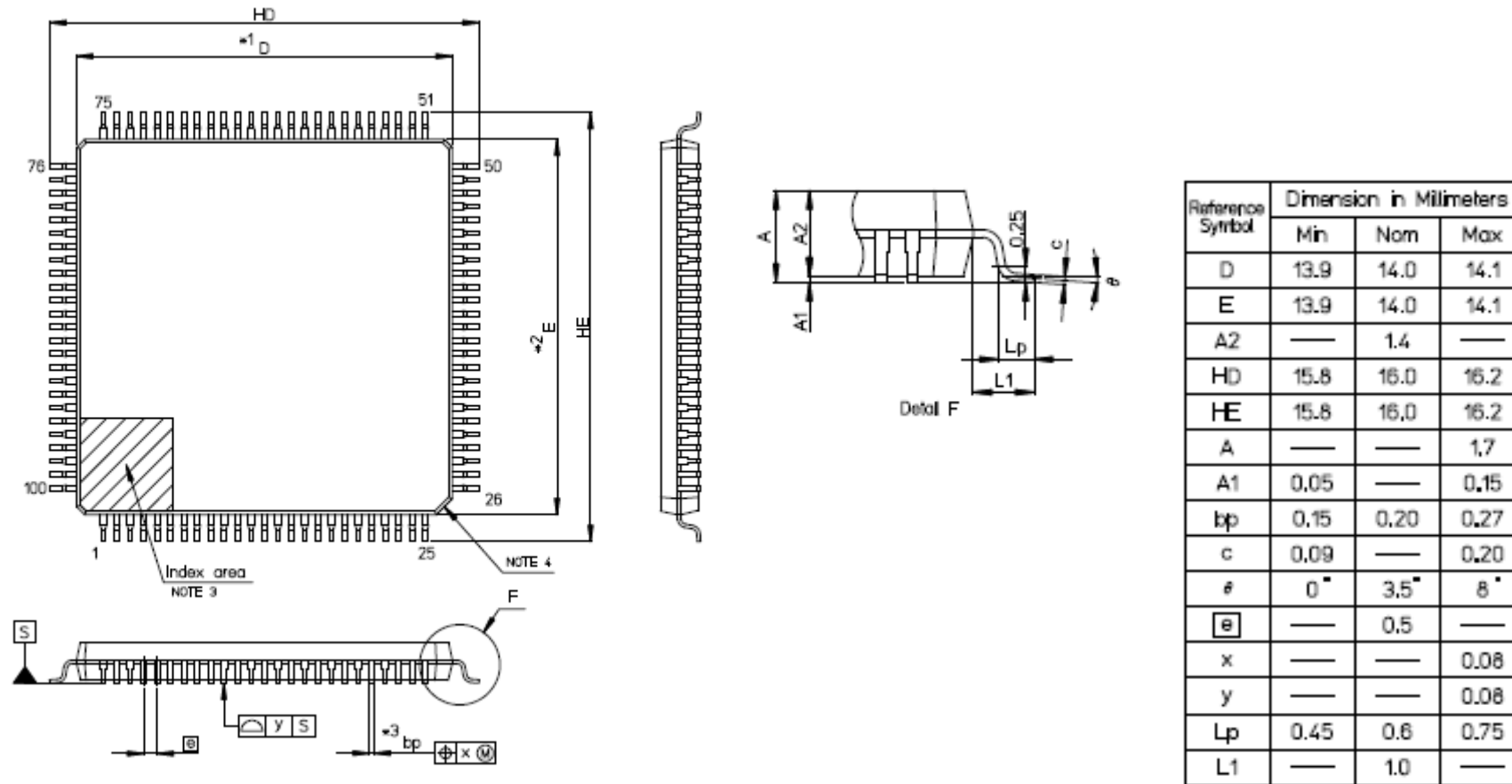


Reference Symbol	Dimension in Millimeters		
	Min.	Nom.	Max.
A	—	—	1.60
A ₁	0.05	—	0.15
A ₂	1.35	1.40	1.45
D	—	16.00	—
D ₁	—	14.00	—
E	—	16.00	—
E ₁	—	14.00	—
N	—	100	—
e	—	0.50	—
b	0.17	0.22	0.27
c	0.09	—	0.20
θ	0°	3.5°	7°
L	0.45	0.60	0.75
L ₁	—	1.00	—
aaa	—	—	0.20
bbb	—	—	0.20
ccc	—	—	0.08
ddd	—	—	0.08

2. DIFFERENCE OF SPECIFICATION'S DETAIL (6)

14x14mm 100pin LQFP package drawing (Current)

RENESAS Code : PLQP0100KB-B



2. DIFFERENCE OF SPECIFICATION'S DETAIL (7)

Dimension comparison: 14x14mm 100pin LQFP package







Greatek symbol is the same as the JEDEC standard.

Addition Greatek Symbol	14x14mm 100pin LQFP PLQP0100KP-A			Current RSB Symbol	14x14mm 100pin LQFP PLQP0100KB-B		
	Dimension in Millimeters				Dimension in Millimeters		
	Min	Nom	Max		Min	Nom	Max
A	-	-	1.60	A	-	-	1.70
A1	0.05	-	0.15	A1	0.05	-	0.15
A2	1.35	1.40	1.45	A2	-	1.40	-
D	-	16.00	-	HD	15.80	16.00	16.20
D1	-	14.00	-	D	13.90	14.00	14.10
E	-	16.00	-	HE	15.80	16.00	16.20
E1	-	14.00	-	E	13.90	14.00	14.10
N	-	100	-	-	-	-	-
e	-	0.50	-	e	-	0.50	-
b	0.17	0.22	0.27	bp	0.15	0.20	0.27
c	0.09	-	0.20	c	0.09	-	0.20
θ	0°	3.5°	7°	θ	0°	3.5°	8°
L	0.45	0.60	0.75	Lp	0.45	0.60	0.75
L1	-	1.00	-	L1	-	1.000	-
aaa	-	-	0.20	-	-	-	-
bbb	-	-	0.20	-	-	-	-
ccc	-	-	0.08	y	-	-	0.08
ddd	-	-	0.08	x	-	-	0.08

2. DIFFERENCE OF SPECIFICATION'S DETAIL (8)

Appearance: 14x14mm 100pin LQFP package

※Marked character is reference example





	Package surface	Package back	Worked Leads shape
Current			
Addition			

* There is no WS notation in the actual product

2. DIFFERENCE OF SPECIFICATION'S DETAIL (9)

Marking Font

※Marked character is reference example

Assembly Line	Current	Addition
Whole Photo		
Detail Photo		

* There is no WS notation in the actual product

3. 4M changing points (Add the assembly factory and materials)

Item	Check result	Judgement
Machine	Changing at assembly. The machines are equivalent to present machines. There are production of similar copper wire products and we have already checked the additional products have no risk on the production.	No risk
Method	The same as current products.	No risk
Man	Adopt operator certification system. Only certificated operator can work for the production.	No risk
Material	Only use certificated materials. The products has been certificated by reliability test same as present products and have no risk.	No risk

[Renesas.com](https://www.renesas.com)