




U.FL Difference between production locations (A supplier and B supplier)

※ Dimension measurement result shows an average of N 30.

Ichinoseki factory, Hirose Electric Co., Ltd.		
Approval	Confirmed by	Created by
		
Sato #####	Onodera #####	Tsukawa #####

Appearance	Production location	$\Phi 2 \pm 0.05$	0.6 ± 0.1	0.6 ± 0.1	0.25 ± 0.1	1.25 ± 0.2	0.35 ± 0.15	3 ± 0.15	2.6 ± 0.15	1.8 ± 0.2	2.6 ± 0.15	0.1MAX
 <p>数字マーク (一例: 1) 雄端子</p>  <p>Number marked (Example: 1) Male contact</p>	Supplier A	2.013	0.630	0.612	0.246	1.268	0.348	3.029	2.586	1.798	2.586	0.016
 <p>+マーク 雄端子</p>  <p>+ mark Male contact</p>	Supplier B	2.014	0.625	0.617	0.256	1.243	0.353	3.039	2.598	1.810	2.605	0.004
	Difference	-0.001	0.005	-0.005	-0.01	0.025	-0.005	-0.01	-0.012	-0.012	-0.019	0.012