



# PRODUCT/PROCESS CHANGE NOTIFICATION

---

PCN APM-PWR/07/2362  
Notification Date 03/19/2007

---

**Package change from TO218 to TO247 for Power Bipolar products**

**PWR - PWR BIP/ IGBT/ RF**

**Table 1. Change Identification**

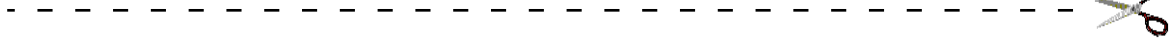
Product Identification (Product Family/Commercial Product)	Power Bipolar assembled in TO218
Type of change	Package assembly process change
Reason for change	To improve performances
Description of the change	To improve the product performance and offer a package mechanically compatible with the high runners in the market, the ST decided to move the products listed in the enclosed file, from TO218 to TO247 package, already in use for several different products .. The package TO247 is manufactured in our qualified locations, who are perfectly compliant with STMicroelectronics Quality Standard . We underline that the products in TO247 guarantee the same electrical parameters as the product in TO218 package. Attached mechanical drawing for both TO218 and TO247.
Product Line(s) and/or Part Number(s)	See attached
Description of the Qualification Plan	See attached
Change Product Identification	The change is identified by the different package
Manufacturing Location(s)	

**Table 2. Change Implementation Schedule**

Forecasted implementation date for change	12-Jun-2007
Forecasted availability date of samples for customer	12-Mar-2007
Forecasted date for <b>STMicroelectronics</b> change Qualification Plan results availability	12-Mar-2007
Estimated date of changed product first shipment	18-Jun-2007

**Table 3. List of Attachments**

Customer Part numbers list	
Qualification Plan results	



Customer Acknowledgement of Receipt		PCN APM-PWR/07/2362
Please sign and return to STMicroelectronics Sales Office		Notification Date 03/19/2007
<input type="checkbox"/> Qualification Plan Denied <input type="checkbox"/> Qualification Plan Approved  <input type="checkbox"/> Change Denied <input type="checkbox"/> Change Approved	Name:	
	Title:	
	Company:	
	Date:	
	Signature:	
Remark ..... ..... ..... ..... ..... ..... ..... ..... ..... ..... .....		

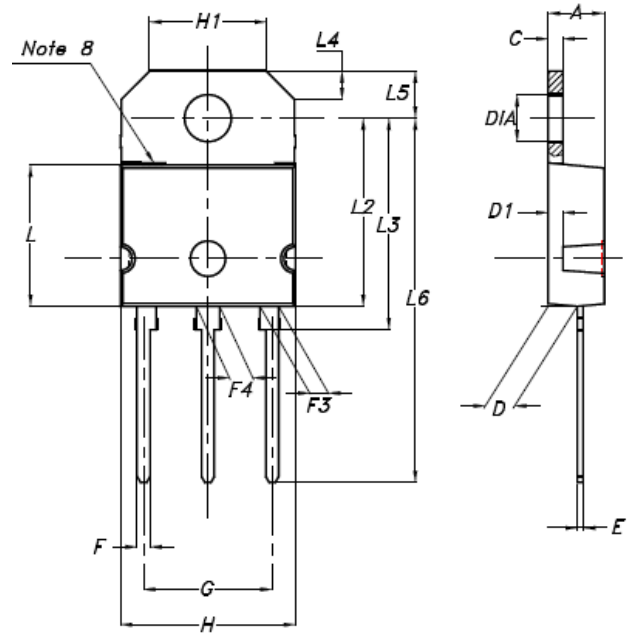
## DOCUMENT APPROVAL

Name	Function
Lanzafame, Alfio Salvator	Division Marketing Manager
Porto, Michele Claudio	Division Product Manager
Falcone, Giuseppe	Division Q.A. Manager

TITLE : POA TO-218 IN LINE

PACKAGE CODE : LA - LE  
 PACKAGE WEIGHT : 4,7 g /unit Typ  
 JEDEC/EIAJ REFERENCE NUMBER : NO JEDEC (See note 11)

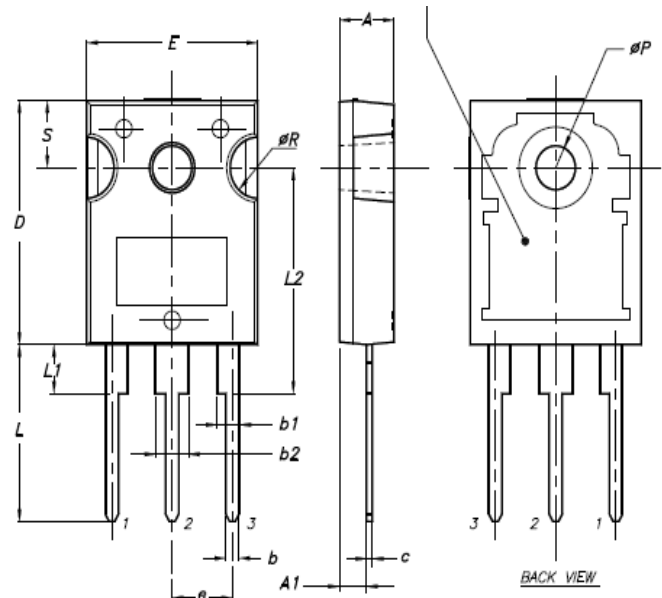
REF.DIM.	DIMENSIONS DATA BOOK (mm)			NOTES
	NOM	MIN	MAX	
A		4.70	4.90	
C		1.17	1.37	
D	2.50			
D1	1.27			
E		0.50	0.78	
F		1.10	1.30	
F3	1.75			
F4	2.10			
G		10.80	11.10	
H		14.70	15.20	
H1	10			
L			12.20	
L2			16.20	
L3	18			
L4	2.40			
L5		3.95	4.15	
L6	31			
Dia		4	4.10	



TITLE : POA TO-247 IN LINE

PACKAGE CODE : LW  
 PACKAGE WEIGHT : 4,43 g /unit Typ  
 JEDEC/EIAJ REFERENCE NUMBER : TO-247 /VARIATIONS "AC" Issue D date 6/90

REF. DIM.	DIMENSIONS DATA BOOK (mm)			NOTES
	TYP	MIN	MAX	
A		4.85	5.15	
A1		2.20	2.60	
b		1.0	1.40	
b1		2.0	2.40	
b2		3.0	3.40	
c		0.40	0.80	
D		19.85	20.15	5
E		15.45	15.75	
e	5.45			
L		14.20	14.80	
L1		3.70	4.30	
L2	18.50			
øP		3.55	3.65	4
øR		4.50	5.50	
S	5.50			



	<b>MPA CATANIA RELIABILITY REPORT</b>	<b>Date:</b>	<b>Dec '06</b>
		<b>No</b>	<b>26/06</b>

**Reliability evaluation**

**on**

**TIP35CW in TO-247 package**

<b>ISSUED BY</b>	<b>RELIABILITY DEPARTMENT</b>	<b>Page 1 of 8</b>
------------------	-----------------------------------	--------------------

	<b>MPA CATANIA RELIABILITY REPORT</b>	<b>Date:</b>	<b>Dec '06</b>
		<b>No</b>	<b>26/06</b>

### Table of Contents

1.	Introduction	pg. 3
2.	Test vehicles	pg. 4
3.	Failure Criteria	pg. 5
4.	Evaluation plan and results	pg. 6
5.	Appendixes	
	- Technological Characteristics	pg. 7
	- Reliability Test Description	pg. 8

	<b>MPA CATANIA RELIABILITY REPORT</b>	<b>Date:</b>	<b>Dec '06</b>
		<b>No</b>	<b>26/06</b>

### Introduction

This report is aimed to qualify the bipolar devices TIP35CW in TO-247 package made in Casablanca

The Qualification Reliability test trials have been performed in ST Catania Site.

The evaluation results meet ST products qualification targets, therefore the bipolar device TIP35CW in TO-247 package made in Casablanca is qualified.

<b>ISSUED BY</b>	<b>RELIABILITY DEPARTMENT</b>	<b>Page 3 of 8</b>
------------------	-----------------------------------	--------------------



	<b>MPA CATANIA RELIABILITY REPORT</b>	<b>Date:</b>	<b>Dec '06</b>
		<b>No</b>	<b>26/06</b>

**Test Vehicles :**

<b>Product Line</b>	<b>Sales Type</b>	<b>Package</b>
B505	TIP35CW	TO-247

<b>ISSUED BY</b>	<b>RELIABILITY DEPARTMENT</b>	<b>Page 4 of 8</b>
------------------	-----------------------------------	--------------------

	<b>MPA CATANIA RELIABILITY REPORT</b>	<b>Date:</b>	<b>Dec '06</b>
		<b>No</b>	<b>26/06</b>

**Failure Criteria :**

A failed component is a device which becomes inoperative during the test or it fails on meeting the end limits foreseen in the device specification, for one or more than the parameters here below reported

**Parameter                      Power BIPOLAR    Main Parameter**

Collector Leakage Current (Icbo or Iceo or Ices, etc...)  
 Emitter Leakage (Iebo)  
 $H_{FE}$ , Vcesat, Vbesat, Vf  
 Breakdown Voltage ( BVcbo, BVceo, Vbces, Bvebo )

<b>ISSUED BY</b>	<b>RELIABILITY DEPARTMENT</b>	<b>Page 5 of 8</b>
------------------	-----------------------------------	--------------------

	<b>MPA CATANIA RELIABILITY REPORT</b>	<b>Date:</b>	<b>Dec '06</b>
		<b>No</b>	<b>26/06</b>

## Reliability Evaluation Plan and results

**D.U.T.: TIP35CW    LINE: B505    PACKAGE: TO-247**

<b>Test</b>	<b>Conditions</b>	<b>S.S.</b>	<b>Requirement</b>	<b>Results</b>
<b>H.T.S.</b>	TA=150°C	77 x 1 Lot	Parameter deviation within spec. limits at 1000 hours.	No parameter deviation out of spec. limits at 1000 hours.
<b>T.H.B.</b>	TA=85°C - RH=85% Vbias= 50V	77 x 1 Lot	Parameter deviation within spec. limits at 1000 hours.	No parameter deviation out of spec. limits at 1000 hours.
<b>H.T.R.B.</b>	T.A.=150°C Vdd=80V	77 x 1 Lot	Parameter deviation within spec. limits at 1000 hours.	No parameter deviation out of spec. limits at 1000 hours.
<b>PRESSURE POT</b>	TA=121°C - PA=2Atm	77 x 1 Lot	Parameter deviation within spec. limits at 96 hours.	No parameter deviation out of spec. limits at 96 hours.
<b>THERMAL CYCLES AIR TO AIR</b>	TA=-65°C TO 150°C 1 HOUR / CYCLE	77 x 1 Lot	Parameter deviation within spec. limits at 500 cycles.	No parameter deviation out of spec. limits at 500 cy
<b>THERMAL FATIGUE</b>	ΔTC=70°C - Pd=24W	77 x 1 Lot	Parameter deviation within spec. limits at 10k cycles.	No parameter deviation out of spec. limits at 10Kcy.

<b>ISSUED BY</b>	<b>RELIABILITY DEPARTMENT</b>	<b>Page 6 of 8</b>
------------------	-----------------------------------	--------------------

	<b>MPA CATANIA RELIABILITY REPORT</b>	<b>Date:</b>	<b>Dec '06</b>
		<b>No</b>	<b>26/06</b>

**Technological Characteristics**

**D.U.T.: TIP35CW      LINE: B505      PACKAGE: TO247**

<b>DIE</b>	<i>Technology:</i> Epibase NPN <i>Material:</i> Silicon <i>Metallization – Front :</i> Al/Si (1%) <i>- Back :</i> Ti/Ni/Au			<i>Passivation :</i> NO <i>Dimensions :</i> 4190 x 4190 um
<b>DIE ATTACH</b>	Soft Solder	<b>FRAME</b>	<i>Frame and lead material:</i> <i>Frame coating :</i> <i>Lead coating :</i>	Cu Ni/NiP Tin Dipping
<b>WIRE BOND</b>	Ultrasonic	<b>WIRE</b>	<i>Material :</i> <i>Diameter :</i>	Al/Mg Base Al Emitter 7 mils Base 15 mils Emitter
<b>SEALING</b>	Molding	<b>PACKAGING</b>	<i>Material :</i>	Epoxy Resin

**PRODUCTION PLACES :** WAFER PROCESSING : SINGAPORE  
 ASSEMBLY LOCATION : MAROCCO  
 Q.A. LOCATION : MAROCCO

<b>ISSUED BY</b>	<b>RELIABILITY DEPARTMENT</b>	Page 7 of 8
------------------	-------------------------------	-------------

	<b>MPA CATANIA RELIABILITY REPORT</b>	<b>Date:</b>	<b>Dec '06</b>
		<b>No</b>	<b>26/06</b>

### Reliability Test Description

#### High Temperature Reverse Bias (HTRB )

This test is performed in order to demonstrate the quality and reliability of devices subjected to an elevated temperature and simultaneously reverse biased. The purpose of this test is to detect surface defects such as poor passivation, presence of contaminants, etc...

#### High Temperature Storage (HTS)

This stress test is performed to check the device life in a high temperature ambient. Specimens are put for a period of time inside a stove in free air. Detectable failure mechanisms are presence of contaminants and metal corrosion.

#### Temperature Humidity Bias (THB)

This test is performed to check the device life in a high humidity ambient. Specimens are subjected to a permanent bias in a climatic chamber in the presence of steam. Detectable failure mechanisms are metal corrosion and molding defects.

#### Pressure Pot

This test is performed in order to check device life in a high humidity ambient in an accelerated way. Specimens are subjected for a period of time inside an autoclave in the presence of steam and pressure. Detectable failure mechanism is metal corrosion.

#### Thermal Fatigue

This test is performed to demonstrate the quality and reliability of devices exposed to cyclic variation in electrical stress between "on" and "off" conditions and resultant cyclic variation in device and case temperatures (thermo-mechanical stress). The purpose of this test is to detect assembly defects: improper die-attach, bonding weakness and thermal mismatch among various components of the package.

<b>ISSUED BY</b>	<b>RELIABILITY DEPARTMENT</b>	<b>Page 8 of 8</b>
------------------	-----------------------------------	--------------------

**Please Read Carefully:**

Information in this document is provided solely in connection with ST products. STMicroelectronics NV and its subsidiaries ("ST") reserve the right to make changes, corrections, modifications or improvements, to this document, and the products and services described herein at any time, without notice.

All ST products are sold pursuant to ST's terms and conditions of sale.

Purchasers are solely responsible for the choice, selection and use of the ST products and services described herein, and ST assumes no liability whatsoever relating to the choice, selection or use of the ST products and services described herein.

No license, express or implied, by estoppel or otherwise, to any intellectual property rights is granted under this document. If any part of this document refers to any third party products or services it shall not be deemed a license grant by ST for the use of such third party products or services, or any intellectual property contained therein or considered as a warranty covering the use in any manner whatsoever of such third party products or services or any intellectual property contained therein.

**UNLESS OTHERWISE SET FORTH IN ST'S TERMS AND CONDITIONS OF SALE ST DISCLAIMS ANY EXPRESS OR IMPLIED WARRANTY WITH RESPECT TO THE USE AND/OR SALE OF ST PRODUCTS INCLUDING WITHOUT LIMITATION IMPLIED WARRANTIES OF MERCHANTABILITY, FITNESS FOR A PARTICULAR PURPOSE ( AND THEIR EQUIVALENTS UNDER THE LAWS OF ANY JURISDICTION ), OR INFRINGEMENT OF ANY PATENT, COPYRIGHT OR OTHER INTELLECTUAL PROPERTY RIGHT.**

**UNLESS EXPRESSLY APPROVED IN WRITING BY AN AUTHORIZED ST REPRESENTATIVE, ST PRODUCTS ARE NOT RECOMMENDED, AUTHORIZED OR WARRANTED FOR USE IN MILITARY, AIR CRAFT, SPACE, LIFE SAVING, OR LIFE SUSTAINING APPLICATIONS, NOR IN PRODUCTS OR SYSTEMS WHERE FAILURE OR MALFUNCTION MAY RESULT IN PERSONAL INJURY, DEATH, OR SEVERE PROPERTY OR ENVIRONMENTAL DAMAGE. ST PRODUCTS WHICH ARE NOT SPECIFIED AS "AUTOMOTIVE GRADE" MAY ONLY BE USED IN AUTOMOTIVE APPLICATIONS AT USER'S OWN RISK.**

Resale of ST products with provisions different from the statements and/or technical features set forth in this document shall immediately void any warranty granted by ST for the ST product or service described herein and shall not create or extend in any manner whatsoever, any liability of ST.

ST and the ST logo are trademarks or registered trademarks of ST in various countries.

Information in this document supersedes and replaces all information previously supplied.

The ST logo is a registered trademark of STMicroelectronics. All other names are the property of their respective owners

© 2007 STMicroelectronics - All rights reserved.

STMicroelectronics group of companies

Australia - Belgium - Brazil - Canada - China - Czech Republic - Finland - France - Germany - Hong Kong - India - Israel - Italy - Japan - Malaysia - Malta - Morocco - Singapore - Spain - Sweden - Switzerland - United Kingdom - United States of America

[www.st.com](http://www.st.com)

