







B0520LW/30W/40W Add second source
comparison report

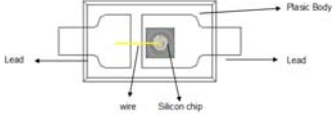
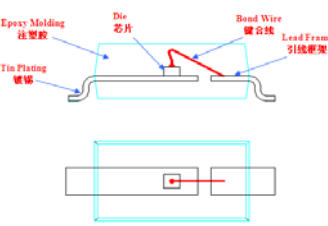
Prepared by Lijing
Approved by Ran Meng
Issued date at 2016.5.10
Reversion for A

Comparison report - B0520LW/30W/40W

External marking summary:

	Frist source	Second source	Result
TOP	 <p>B0520LW:SD;30W:SE;40W:SF</p>		Have no different and external marking meets with TSC's specification.
BACK			
SIDE			

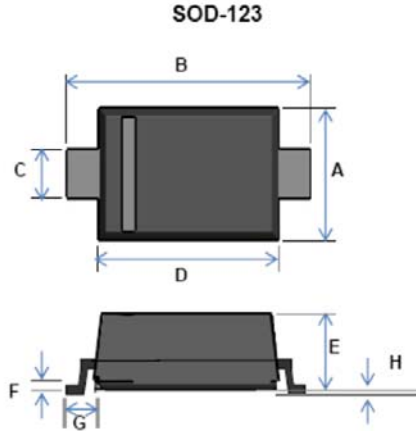
Inner construction summary:

	Frist source	Second source	Result
Inner			Second source : Cu&50um Frist source : Cu&38um

Comparison report - B0520LW/30W/40W

Outline dimensions summary:

DIMENSIONS



DIM.	Unit (mm)		Unit (inch)	
	Min	Max	Min	Max
A	1.40	1.80	0.055	0.071
B	3.55	3.85	0.140	0.152
C	0.45	0.70	0.018	0.028
D	2.55	2.85	0.100	0.112
E	0.95	1.35	0.037	0.053
F	0.05	0.15	0.002	0.006
G	0.50 REF		0.02 REF	
H	-	0.10	-	0.004

Item	Spec.	Frist source			Second source			Result
		MAX	MIN	AVE	MAX	MIN	AVE	
A	1.40~1.80	1.63	1.59	1.61	1.62	1.58	1.60	Outline meets with TSC's specification.
B	3.55~3.85	3.72	3.70	3.70	3.75	3.68	3.72	
C	0.45~0.70	0.57	0.52	0.54	0.55	0.48	0.52	
D	2.55~2.85	2.72	2.68	2.70	2.74	2.69	2.72	
E	0.95~1.35	1.10	1.07	1.09	1.20	1.12	1.17	
F	0.05~0.15	0.12	0.11	0.11	0.13	0.09	0.11	
G	0.50REF	0.65	0.35	0.50	0.50	0.48	0.49	
H	0~0.10	0.08	0.03	0.06	0.08	0.04	0.06	

Comparison report - B0520LW/30W/40W

Electrical characteristics summary:







Typical data-B0540W	Typical	Result
Maximum Instantaneous Forward Voltage $V_F < 0.51V@50mA$; $V_F < 0.62V@1A$	0.418V;0.496V	Electrical characteristics meets with TSC specification.
Maximum Recurrent Peak Reverse Voltage $V_{RRM} > 40V @ 20uA$	45.294V	
Maximum DC Reverse Current $I_R < 10uA@20V$; $I_R < 20uA@40V$	3.954uA;17.407uA	
Typical Thermal Resistance $R_{th j-A} = 244^{\circ}C/W$	244 $^{\circ}C/W$	

BAS316 Add second source
comparison report

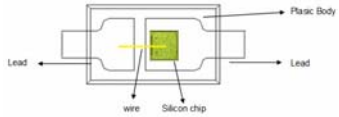
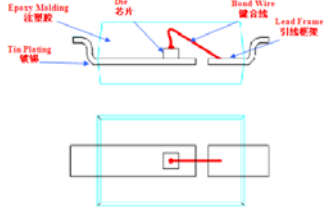
Prepared by Lijing
Approved by Ran Meng
Issued date at 2016.5.10
Reversion for A

Comparison report - BAS316

External marking summary:

	Frist source	Second source	Result
TOP	 <p style="text-align: center;">Marking:A6</p>		<p style="text-align: center;">Have no different and external marking meets with TSC's specification.</p>
BACK			
SIDE			

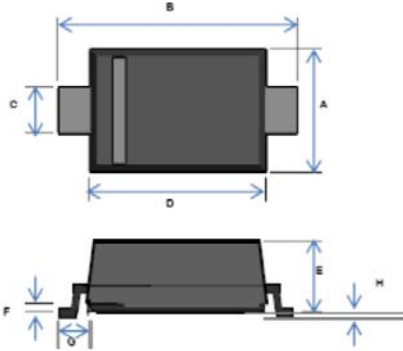
Inner construction summary:

	Frist source	Second source	Result
Inner			<p>Second source : Cu&30um Frist source : Cu&20um</p>

Comparison report - BAS316

Outline dimensions summary:

DIMENSIONS SOD-323



DIM.	Unit (mm)		Unit (inch)	
	Min	Max	Min	Max
A	1.15	1.40	0.045	0.055
B	2.30	2.70	0.091	0.106
C	0.25	0.45	0.010	0.018
D	1.60	1.80	0.063	0.071
E	0.80	1.00	0.031	0.039
F	0.05	0.17	0.002	0.007
G	0.475 REF		0.19 REF	
H	-	0.10	-	0.004

Item	Spec.	Frist source			Second source			Result
		MAX	MIN	AVE	MAX	MIN	AVE	
A	1.15~1.40	1.32	1.29	1.31	1.30	1.29	1.30	Outline meets with TSC's specification.
B	2.30~2.70	2.69	2.62	2.65	2.65	2.62	2.64	
C	0.25~0.45	0.35	0.26	0.30	0.31	0.28	0.30	
D	1.60~1.80	1.75	1.69	1.71	1.72	1.69	1.71	
E	0.80~1.00	0.90	0.83	0.86	0.85	0.84	0.84	
F	0.05~0.17	0.10	0.13	0.11	0.10	0.08	0.09	
G	0.475REF	0.55	0.25	0.40	0.47	0.44	0.46	
H	0~0.10	0.08	0.03	0.06	0.08	0.01	0.05	

Comparison report - BAS316

Electrical characteristics summary:







Typical data	Typical	Result
Maximum Instantaneous Forward Voltage $V_F < 0.715V @ 1mA; V_F < 0.855V @ 10mA; V_F < 1.0V @ 50mA; V_F < 1.25V @ 150mA$	0.593V; 0.698V; 0.844V; 1.003V	Electrical characteristics meets with TSC specification.
Maximum Recurrent Peak Reverse Voltage $V_{RRM} > 100V @ 100\mu A$	139.3V	
Maximum DC Reverse Current $I_R < 1000nA @ 75V; I_R < 30nA @ 25V$	9.893nA; 5.626nA	
Non-repetitive peak forward Surge Current, $t = 1\mu s$ IFSM=4.0A; $t = 1ms$ IFSM=1.0A;	4A; 1A	

BAT42W/43W Add second source
comparison report

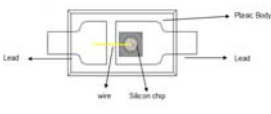
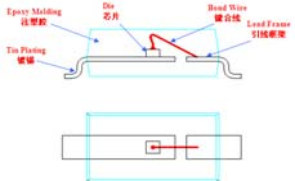
Prepared by Lijing
Approved by Ran Meng
Issued date at 2016.5.10
Reversion for A

Comparison report - BAT42W/43W

External marking summary:

	Frist source	Second source	Result
TOP	 <p>BAT42W:S7;BAT43W:S8</p>		Have no different and external marking meets with TSC's specification.
BACK			
SIDE			

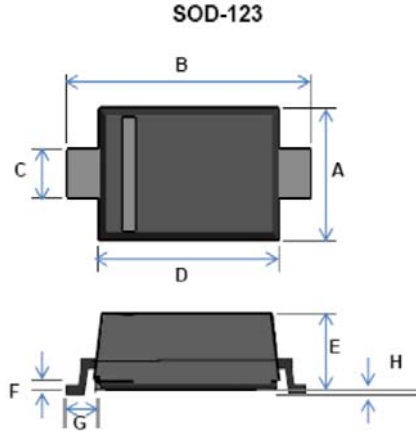
Inner construction summary:

	Frist source	Second source	Result
Inner			Second source : Cu&50um Frist source : Cu&25um

Comparison report - BAT42W/43W

Outline dimensions summary:

DIMENSIONS



DIM.	Unit (mm)		Unit (inch)	
	Min	Max	Min	Max
A	1.40	1.80	0.055	0.071
B	3.55	3.85	0.140	0.152
C	0.45	0.70	0.018	0.028
D	2.55	2.85	0.100	0.112
E	0.95	1.35	0.037	0.053
F	0.05	0.15	0.002	0.006
G	0.50 REF		0.02 REF	
H	-	0.10	-	0.004

Item	Spec.	Frist source			Second source			Result
		MAX	MIN	AVE	MAX	MIN	AVE	
A	1.40~1.80	1.63	1.59	1.61	1.62	1.58	1.60	Outline meets with TSC's specification.
B	3.55~3.85	3.72	3.70	3.70	3.75	3.68	3.72	
C	0.45~0.70	0.57	0.52	0.54	0.55	0.48	0.52	
D	2.55~2.85	2.72	2.68	2.70	2.74	2.69	2.72	
E	0.95~1.35	1.10	1.07	1.09	1.20	1.12	1.17	
F	0.05~0.15	0.12	0.11	0.11	0.13	0.09	0.11	
G	0.50REF	0.65	0.35	0.50	0.50	0.48	0.49	
H	0~0.10	0.08	0.03	0.06	0.08	0.04	0.06	

Comparison report - BAT42W/43W

Electrical characteristics summary:

Typical data--BAT42W	Typical	Result
Maximum Instantaneous Forward Voltage $V_F < 0.40V@10mA$; $V_F < 0.65V@50mA$; $V_F < 01.0V@200mA$	0.322V; 0.407V; 0.584V	Electrical characteristics meets with TSC specification.
Maximum Recurrent Peak Reverse Voltage $V_{RRM} > 30V @ 10uA$	50.58V	
Maximum DC Reverse Current $I_R < 500nA@25V$	370nA	
Typical Thermal Resistance $R_{th j-A} = 625^{\circ}C/W$	625 $^{\circ}C/W$	







BAV19WS-G/20WS-G/21WS-G Add second source
comparison report

Prepared by Lijing
Approved by Ran Meng
Issued date at 2016.5.10
Reversion for A

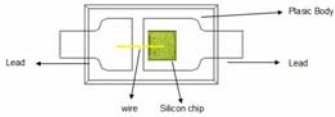
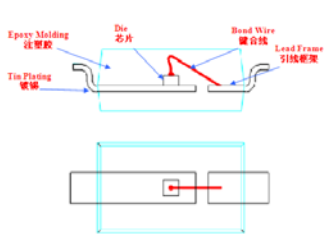
***** The copyright of document and business secret belong to TSC, and no copies should be made without any permission *****

Comparison report - BAV19WS-G/20WS-G/21WS-G

External marking summary:

	Frist source	Second source	Result
TOP			Have no different and external marking meets with TSC's specification.
BACK			
SIDE			

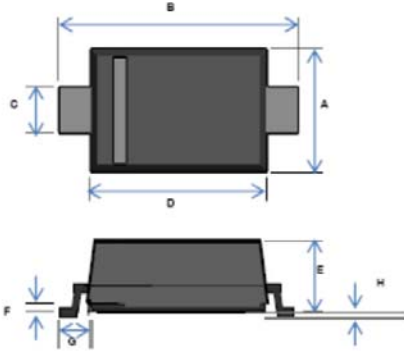
Inner construction summary:

	Frist source	Second source	Result
Inner			Second source : Cu&30um Frist source : Cu&20um

Comparison report - BAV19WS-G/20WS-G/21WS-G

Outline dimensions summary:

DIMENSIONS SOD-323



DIM.	Unit (mm)		Unit (inch)	
	Min	Max	Min	Max
A	1.15	1.40	0.045	0.055
B	2.30	2.70	0.091	0.106
C	0.25	0.45	0.010	0.018
D	1.60	1.80	0.063	0.071
E	0.80	1.00	0.031	0.039
F	0.05	0.17	0.002	0.007
G	0.475 REF		0.19 REF	
H	-	0.10	-	0.004

Item	Spec.	Frist source			Second source			Result
		MAX	MIN	AVE	MAX	MIN	AVE	
A	1.15~1.40	1.32	1.29	1.31	1.30	1.29	1.30	Outline meets with TSC's specification.
B	2.30~2.70	2.69	2.62	2.65	2.65	2.62	2.64	
C	0.25~0.45	0.35	0.26	0.30	0.31	0.28	0.30	
D	1.60~1.80	1.75	1.69	1.71	1.72	1.69	1.71	
E	0.80~1.00	0.90	0.83	0.86	0.85	0.84	0.84	
F	0.05~0.17	0.10	0.13	0.11	0.10	0.08	0.09	
G	0.475REF	0.55	0.25	0.40	0.47	0.44	0.46	
H	0~0.10	0.08	0.03	0.06	0.08	0.01	0.05	

Comparison report - BAV19WS-G/20WS-G/21WS-G

Electrical characteristics summary:







Typical data-BAV21WS-G	Typical	Result
Maximum Instantaneous Forward Voltage $V_F < 1.0V @ 100mA; V_F < 1.25V @ 200mA$	0.948V; 1.043V	Electrical characteristics meets with TSC specification.
Maximum Recurrent Peak Reverse Voltage $V_{RRM} > 250V @ 100uA$	299.791V	
Maximum DC Reverse Current $I_R < 100nA @ 200V$	1.44nA	
Typical Thermal Resistance $R_{th j-A} = 625^{\circ}C/W$	625 $^{\circ}C/W$	

RB751V-40 Add second source
comparison report

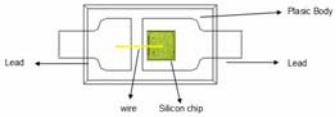
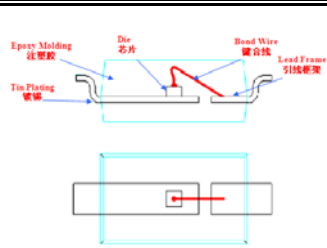
Prepared by Lijing
Approved by Ran Meng
Issued date at 2016.5.10
Reversion for A

Comparison report - RB751V-40

External marking summary:

	Frist source	Second source	Result
TOP	 <p>Marking:5</p>		Have no different and external marking meets with TSC's specification.
BACK			
SIDE			

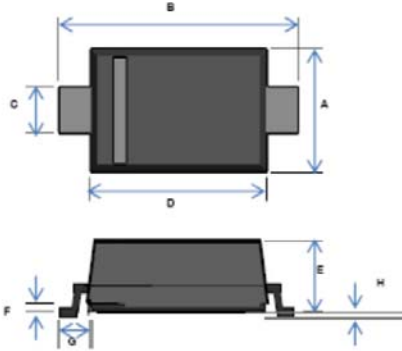
Inner construction summary:

	Frist source	Second source	Result
Inner			Second source : Cu&30um Frist source : Cu&20um

Comparison report - RB751V-40

Outline dimensions summary:

DIMENSIONS SOD-323



DIM.	Unit (mm)		Unit (inch)	
	Min	Max	Min	Max
A	1.15	1.40	0.045	0.055
B	2.30	2.70	0.091	0.106
C	0.25	0.45	0.010	0.018
D	1.60	1.80	0.063	0.071
E	0.80	1.00	0.031	0.039
F	0.05	0.17	0.002	0.007
G	0.475 REF		0.19 REF	
H	-	0.10	-	0.004

Item	Spec.	Frist source			Second source			Result
		MAX	MIN	AVE	MAX	MIN	AVE	
A	1.15~1.40	1.32	1.29	1.31	1.30	1.29	1.30	Outline meets with TSC's specification.
B	2.30~2.70	2.69	2.62	2.65	2.65	2.62	2.64	
C	0.25~0.45	0.35	0.26	0.30	0.31	0.28	0.30	
D	1.60~1.80	1.75	1.69	1.71	1.72	1.69	1.71	
E	0.80~1.00	0.90	0.83	0.86	0.85	0.84	0.84	
F	0.05~0.17	0.10	0.13	0.11	0.10	0.08	0.09	
G	0.475REF	0.55	0.25	0.40	0.47	0.44	0.46	
H	0~0.10	0.08	0.03	0.06	0.08	0.01	0.05	

Comparison report - RB751V-40

Electrical characteristics summary:







Typical data	Typical	Result
Maximum Instantaneous Forward Voltage $V_F < 0.37V @ 1mA$	0.336V	Electrical characteristics meets with TSC specification.
Maximum Recurrent Peak Reverse Voltage $V_{RRM} > 30V @ 100uA$	49.517V	
Maximum DC Reverse Current $I_R < 0.5uA @ 30V$	0.040uA	
Typical Thermal Resistance $R_{th j-A} = 500^{\circ}C/W$	$500^{\circ}C/W$	

SD103AW/BW/CW Add second source
comparison report

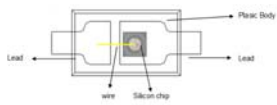
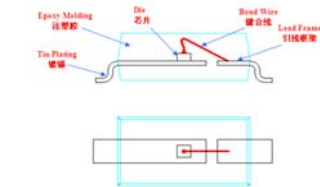
Prepared by Lijing
Approved by Ran Meng
Issued date at 2016.5.10
Reversion for A

Comparison report - SD103AW/BW/CW

External marking summary:

	Frist source	Second source	Result
TOP	 <p style="text-align: center;">AW:S4;BW:S5;CW:S6</p>		<p style="text-align: center;">Have no different and external marking meets with TSC's specification.</p>
BACK			
SIDE			

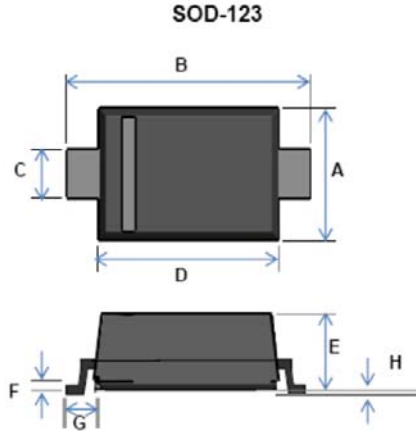
Inner construction summary:

	Frist source	Second source	Result
Inner			<p>Second source : Cu&50um Frist source : Cu&25um</p>

Comparison report - SD103AW/BW/CW

Outline dimensions summary:

DIMENSIONS



DIM.	Unit (mm)		Unit (inch)	
	Min	Max	Min	Max
A	1.40	1.80	0.055	0.071
B	3.55	3.85	0.140	0.152
C	0.45	0.70	0.018	0.028
D	2.55	2.85	0.100	0.112
E	0.95	1.35	0.037	0.053
F	0.05	0.15	0.002	0.006
G	0.50 REF		0.02 REF	
H	-	0.10	-	0.004

Item	Spec.	Frist source			Second source			Result
		MAX	MIN	AVE	MAX	MIN	AVE	
A	1.40~1.80	1.63	1.59	1.61	1.62	1.58	1.60	Outline meets with TSC's specification.
B	3.55~3.85	3.72	3.70	3.70	3.75	3.68	3.72	
C	0.45~0.70	0.57	0.52	0.54	0.55	0.48	0.52	
D	2.55~2.85	2.72	2.68	2.70	2.74	2.69	2.72	
E	0.95~1.35	1.10	1.07	1.09	1.20	1.12	1.17	
F	0.05~0.15	0.12	0.11	0.11	0.13	0.09	0.11	
G	0.50REF	0.65	0.35	0.50	0.50	0.48	0.49	
H	0~0.10	0.08	0.03	0.06	0.08	0.04	0.06	

Comparison report - SD103AW/BW/CW

Electrical characteristics summary:

Typical data-SD103AW	Typical	Result
Maximum Instantaneous Forward Voltage $V_F < 0.37V @ 20mA; VF < 0.60V @ 200mA$	0.327V;0.497V	Electrical characteristics meets with TSC specification.
Maximum Recurrent Peak Reverse Voltage $V_{RRM} > 40V @ 10uA$	48.04V	
Maximum DC Reverse Current $I_R < 5uA @ 30V$	0.764uA	
Typical Thermal Resistance $R_{th j-A} = 300^{\circ}C/W$	300 $^{\circ}C/W$	