





BAV19/20/21 Add second source  
*comparison report*

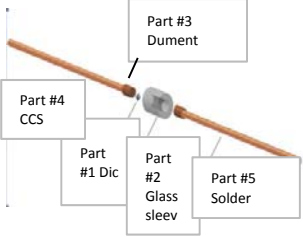
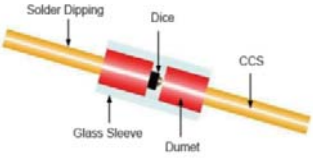
Prepared by Lijing  
Approved by Ran Meng  
Issued date at 2015.11.2  
Reversion for A

## Comparison report

### External marking summary:

	Frist source-A	Second source - B	Result
V/M			Have no different and external marking meets with TSC's specification.
Marking			

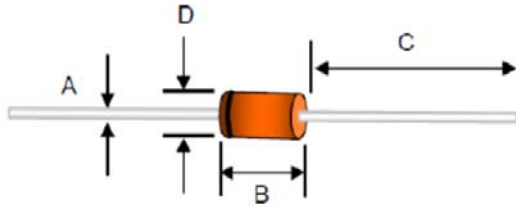
### Inner construction summary:

	Frist source-A	Second source - B	Result
Inner			Have no different

\*\*\*\*\* The copyright of document and business secret belong to TSC, and no copies should be made without any permission \*\*\*\*\*

## Comparison report

### Outline dimensions summary:



DIM.	Unit (mm)		Unit (inch)	
	Min	Max	Min	Max
A	0.34	0.60	0.013	0.024
B	2.90	5.08	0.114	0.200
C	25.40	38.10	1.000	1.500
D	1.30	2.28	0.051	0.090

Item	Spec.	Frist source - A			Second source - B			Result
		MAX	MIN	AVE	MAX	MIN	AVE	
A	0.34~0.60	0.49	0.47	0.48	0.44	0.42	0.43	Outline meets with TSC's specification.
B	2.90~5.08	3.21	3.10	3.15	3.78	3.68	3.75	
C	25.40~38.10	28.10	27.61	27.88	28.89	28.60	28.77	
D	1.30~2.28	1.70	1.63	1.66	1.85	1.81	1.83	

\*\*\*\*\* The copyright of document and business secret belong to TSC, and no copies should be made without any permission \*\*\*\*\*



台灣半導體股份有限公司  
 231 台北縣新店市北新路三段205號11樓  
 電話:886-2-8913-1588  
 傳真:886-2-8913-1788

TAIWAN SEMICONDUCTOR CO., LTD.  
 11F, No. 205 Sec. 3, Beishin RD.  
 Shindian Dist., New Taipei City, Taiwan, R.O.C. 231  
 Tel:886-2-8913-1588 Fax:886-2-8913-1788

## Comparison report

### Electrical characteristics summary:

Typical data	Typical	Result
Maximum Instantaneous Forward Voltage $V_F < 1.0V/1.25V @ 100/200mA$	0.922/1.026	Electrical characteristics meets with TSC specification.
Maximum Recurrent Peak Reverse Voltage $V_{RRM} > 250V @ 100\mu A$	315	
Maximum DC Reverse Current $I_R < 100nA @ 200V$	16.600	
Maximum Forward Surge Current, 1s/1us square wave $I_{FSM} > 1/4A$	1/4	
Typical Thermal Resistance $R_{th} j-A = 300^{\circ}C/W$	300.0	

### Material information summary

	Frist source- A	Second source - B
Die source	Phenitec	Phenitec
Die size (width x length) in mils	0.38*0.38mm	0.38*0.38mm
Mold compound material type	NA	NA
Bond material & diameter	NA	NA
Solder material	NA	NA

\*\*\*\*\* The copyright of document and business secret belong to TSC, and no copies should be made without any permission \*\*\*\*\*







BAV101/102/103 Add second source  
*comparison report*

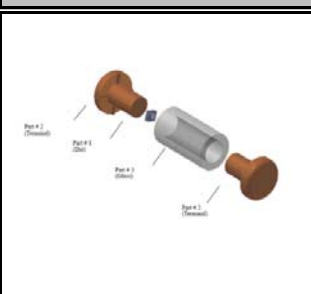
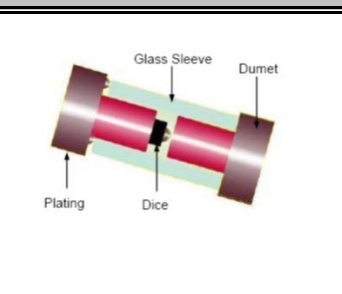
Prepared by Lijing  
Approved by Ran Meng  
Issued date at 2015.11.2  
Reversion for A

## Comparison report

### External marking summary:

	Frist source-A	Second source -B	Result
V/M			Have no different and external marking meets with TSC's specification.
Marking			

### Inner construction summary:

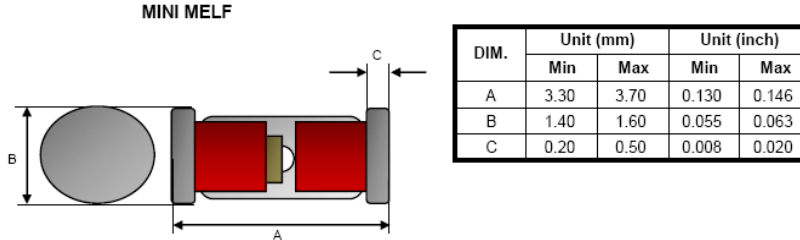
	Frist source-A	Second source -B	Result
Inner			Have no different

\*\*\*\*\* The copyright of document and business secret belong to TSC, and no copies should be made without any permission \*\*\*\*\*

## Comparison report

### Outline dimensions summary:

#### DIMENSIONS



Item	Spec.	Frist source-A			Second source -B			Result
		MAX	MIN	AVE	MAX	MIN	AVE	
A	3.3~3.70	3.45	3.31	3.39	3.47	3.43	3.45	Outline meets with TSC's specification.
B	1.40~1.60	1.48	1.40	1.45	1.50	1.47	1.49	
C	0.20~0.50	0.50	0.38	0.43	0.29	0.27	0.28	

\*\*\*\*\* The copyright of document and business secret belong to TSC, and no copies should be made without any permission \*\*\*\*\*



## Comparison report

### Electrical characteristics summary:

Typical data-BAV103	Typical	Result
Maximum Instantaneous Forward Voltage $V_F < 1.0V @ 100mA$	0.920	Electrical characteristics meets with TSC specification.
Maximum Recurrent Peak Reverse Voltage $V_{RRM} > 250V @ 100\mu A$	308	
Maximum DC Reverse Current $I_R < 100nA @ 200V$	0.053	
Maximum Forward Surge Current, 1s/1us square wave $I_{FSM} > 1/4A$	1/4	
Typical Thermal Resistance $R_{th} j-A = 350^{\circ}C/W$	350.0	

### Material information summary

	Frist source-A	Second source -B
Die source	Phenitec	Phenitec
Die size (width x length) in mils	0.38*0.38mm	0.28*0.28mm
Mold compound material type	NA	NA
Bond material & diameter	NA	NA
Solder material	NA	NA

### Conclusion :

The product with EME-1200D3 type molding compound can meet with TSC's specification.

\*\*\*\*\* The copyright of document and business secret belong to TSC, and no copies should be made without any permission \*\*\*\*\*







BZX79B2V4~75 Add second source  
*comparison report*

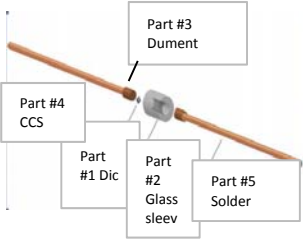
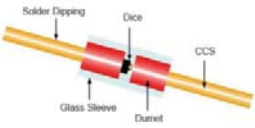
Prepared by Lijing  
Approved by Ran Meng  
Issued date at 2015.11.2  
Reversion for A

## Comparison report

### External marking summary:

	Frist source-A	Second source -B	Result
V/M			Have no different and external marking meets with TSC's specification.
Marking			

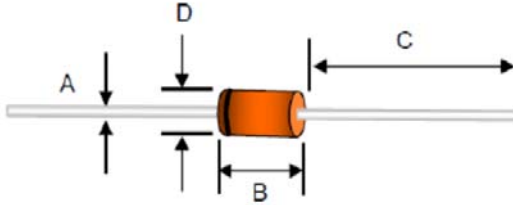
### Inner construction summary:

	Frist source-A	Second source -B	Result
Inner			Have no different

\*\*\*\*\* The copyright of document and business secret belong to TSC, and no copies should be made without any permission \*\*\*\*\*

## Comparison report

### Outline dimensions summary:



DIM.	Unit (mm)		Unit (inch)	
	Min	Max	Min	Max
A	0.34	0.60	0.013	0.024
B	2.90	5.08	0.114	0.200
C	25.40	38.10	1.000	1.500
D	1.30	2.28	0.051	0.090

Item	Spec.	Frist source-A			Second source - B			Result
		MAX	MIN	AVE	MAX	MIN	AVE	
A	0.34~0.60	0.49	0.47	0.48	0.44	0.42	0.43	Outline meets with TSC's specification.
B	2.90~5.08	3.21	3.10	3.15	3.78	3.68	3.75	
C	25.40~38.10	28.10	27.61	27.88	28.89	28.60	28.77	
D	1.30~2.28	1.70	1.63	1.66	1.85	1.81	1.83	

\*\*\*\*\* The copyright of document and business secret belong to TSC, and no copies should be made without any permission \*\*\*\*\*

## Comparison report

### Electrical characteristics summary:

Typical data-BZX79B62	Typical	Result
Maximum Instantaneous Forward Voltage $V_{F<1.5V @ 100mA}$	0.910	Electrical characteristics meets with TSC specification.
Maximum Recurrent Peak Reverse Voltage $V_{RRM} :60.76\sim63.24V @ 2.5mA$	62	
Maximum DC Reverse Current $I_R < 50nA @ 43.4V$	0.009	

### Material information summary

	Frist source-A	Second source - B
Die source	BZX79B2V4~36:Silan BZX79B39~75:Phenitec	Phenitec
Die size (width x length) in mils	Silan:0.28*0.28mm Phenitec:0.32*0.32mm	0.32*0.32mm
Mold compound material type	NA	NA
Bond material & diameter	NA	NA
Solder material	NA	NA

\*\*\*\*\* The copyright of document and business secret belong to TSC, and no copies should be made without any permission \*\*\*\*\*







ZM4728A~58A Add second source  
*comparison report*

Prepared by Lijing  
Approved by Ran Meng  
Issued date at 2015.11.2  
Reversion for A

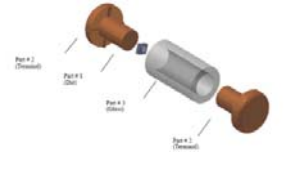
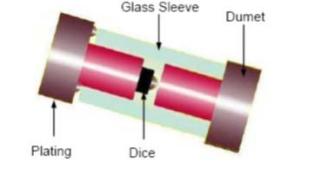


## Comparison report

### External marking summary:

	Frist source-A	Second source -B	Result
V/M			Have no different and external marking meets with TSC's specification.
Marking			

### Inner construction summary:

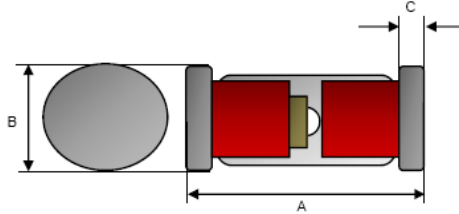
	Frist source-A	Second source -B	Result
Inner			Have no different

\*\*\*\*\* The copyright of document and business secret belong to TSC, and no copies should be made without any permission \*\*\*\*\*

## Comparison report

### Outline dimensions summary:

#### PACKAGE OUTLINE DIMENSION



DIM.	Unit (mm)		Unit (inch)	
	Min	Max	Min	Max
A	4.80	5.50	0.189	0.217
B	2.25	2.67	0.089	0.105
C	0.30	0.60	0.012	0.024

Item	Spec.	Frist source-A			Second source -B			Result
		MAX	MIN	AVE	MAX	MIN	AVE	
A	4.80~5.50	5.10	4.97	5.03	4.98	4.96	4.97	Outline meets with TSC's specification.
B	2.25~2.67	2.51	2.44	2.48	2.38	2.37	2.38	
D	0.30~0.60	0.55	0.47	0.52	0.45	0.43	0.44	

\*\*\*\*\* The copyright of document and business secret belong to TSC, and no copies should be made without any permission \*\*\*\*\*

## Comparison report

### Electrical characteristics summary:

Typical data-ZM4757A	Typical	Result
Maximum Recurrent Peak Reverse Voltage VRRM : 48.45~53.55V @ 5mA	50.99	Electrical characteristics meets with TSC specification.
Maximum DC Reverse Current IR < 5uA @ 38.8V	0.002	
Typical Thermal Resistance Rth j-A = 175°C/W	175	

### Material information summary

	Frist source-A	Second source -B
Die source	Phenitec	Phenitec
Die size (width x length) in mils	0.38*0.38mm	0.38*0.38mm
Mold compound material type	NA	NA
Bond material & diameter	NA	NA
Solder material	NA	NA

\*\*\*\*\* The copyright of document and business secret belong to TSC, and no copies should be made without any permission \*\*\*\*\*



台灣半導體股份有限公司  
 231 台北縣新店市北新路三段205號11樓  
 電話:886-2-8913-1588  
 傳真:886-2-8913-1788

TAIWAN SEMICONDUCTOR CO., LTD.  
 11F, No. 205 Sec. 3, Beishin RD.  
 Shindian Dist., New Taipen City, Taiwan, R.O.C. 231  
 Tel:886-2-8913-1588 Fax:886-2-8913-1788

Part No.: ZM4757A Lot No. : TT0C8N0925Z010 Encapsulation Type: /

Explain Test: \_\_\_\_\_

No.	Test Contents	Sub-report No.	Determination of Results	Remarks
1	High Temperature Reverse Bias	D15071802-1	<input checked="" type="checkbox"/> Pass <input type="checkbox"/> Fail	
2	Temperature Cycling	D15071802-2	<input checked="" type="checkbox"/> Pass <input type="checkbox"/> Fail	
3	PCT Test	D15071802-3	<input checked="" type="checkbox"/> Pass <input type="checkbox"/> Fail	
4	High Humidity/High Temp Reverse Bias	D15071802-4	<input checked="" type="checkbox"/> Pass <input type="checkbox"/> Fail	
5	Intermittent Operating Life	D15071802-5	<input checked="" type="checkbox"/> Pass <input type="checkbox"/> Fail	
6	Dimension Check	D15071802-6	<input checked="" type="checkbox"/> Pass <input type="checkbox"/> Fail	
7	ESD Test	D15071802-7	<input checked="" type="checkbox"/> Pass <input type="checkbox"/> Fail	BHM
8	ESD Test	D15071802-8	<input checked="" type="checkbox"/> Pass <input type="checkbox"/> Fail	MM
9	Resistance to Solder Heat	D15071802-9	<input checked="" type="checkbox"/> Pass <input type="checkbox"/> Fail	
10	Solderability	D15071802-10	<input checked="" type="checkbox"/> Pass <input type="checkbox"/> Fail	
Overall Conclusion			<input checked="" type="checkbox"/> Pass <input type="checkbox"/> Fail	

\*\*\*\*\* The copyright of document and business secret belong to TSC, and no copies should be made without any permission \*\*\*\*\*