

Announcement of Change in Marking of Toshiba Discrete Devices (Small-signal)

Issue No.: H440-6A-008P

Date of Issue: February 8, 2016

Quality Assurance Department
Himeji Operations – Semiconductor
Toshiba Corporation Semiconductor & Storage Products Company

Announcement

1. Product Type Affected

A marking change will be applied to some of the packages manufactured by Toshiba Semiconductor Thailand.
(Short Name of internal use :TST)
See the following page for the details.

2. Purpose of Change

The purpose of the change is to improve lot tracing of small-signal devices.

3. Content Changed

The way of product marking will be changed.

- The lot marking will be changed from “year and month of manufacture (dot mark)” to “year and week of manufacture (numeric character).”
- Package SSM has no lot marking currently; the mark of year and week of manufacture (numeric character) will be added.
- In accordance with the change, the mark layout, etc. will be adjusted.

* Some of those products have already been manufactured with the mark of year and week of manufacture (numeric character). See page 3 and the following pages for the details.

4. Timing of Change

The change will start from the production of January 2017.

5. Other

Nothing will be changed other than the marking above, such as electrical characteristics, construction, and materials.

Target Packages

The marking of small-signal devices (14 packages) manufactured by Toshiba Semiconductor Thailand will be changed.

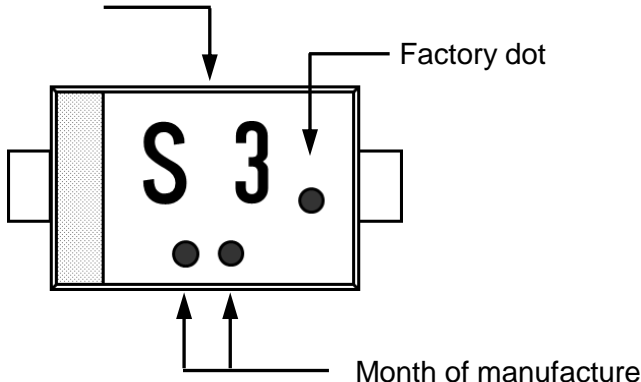
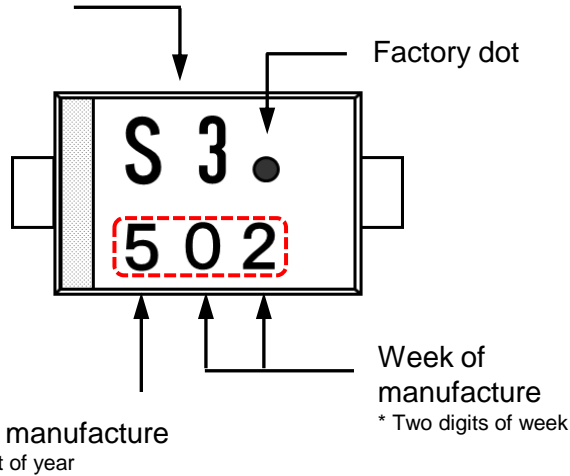


(* Some of those products have already been manufactured with the marking of year and week of manufacture (numeric character)).

No.	Type	Package	Before Change	After Change
1	2pin	USC	Month of manufacture (dot mark)	Year and week of manufacture (numeric character)
2		ESC	Month of manufacture (dot mark)	Year and week of manufacture (numeric character)
3	3pin	S-Mini	Year and month of manufacture (dot mark)	Year and week of manufacture (numeric character)
4		USM	Year and month of manufacture (dot mark)	Year and week of manufacture (numeric character)
5		UFM	Year and month of manufacture (dot mark)	Year and week of manufacture (numeric character)
6		VESM	Year and month of manufacture (dot mark)	Year and week of manufacture (numeric character)
7		SSM	No mark for year and month of manufacture	A mark for year and week of manufacture (numeric character) is added.
8	5pin	UFV	Year and month of manufacture (dot mark)	Year and week of manufacture (numeric character)
9		USV	Year and month of manufacture (dot mark)	Year and week of manufacture (numeric character)
10		ESV	Year and month of manufacture (dot mark)	Year and week of manufacture (numeric character)
11	6pin	UF6	Year and month of manufacture (dot mark)	Year and week of manufacture (numeric character)
12		US6	Year and month of manufacture (dot mark)	- Year and week of manufacture (numeric character) - A mark for pin 1 is added
13		ES6	Year and month of manufacture (dot mark)	Year and week of manufacture (numeric character)
14	8pin	US8	Year and month of manufacture (dot mark)	Year and week of manufacture (numeric character)

No. 1 Package USC Representative Product: 1SS352

	Before Change	After Change
Illustration (Rough sketch)	<p>Device name code</p> <p>Factory dot</p> <p>Month of manufacture</p>	<p>Device name code</p> <p>Factory dot</p> <p>Year of manufacture * Last digit of year</p> <p>Week of manufacture * Two digits of week</p>
Difference	<p>① Lot marking</p> <p>Month of manufacture (dot mark)</p>	<p>① Lot marking</p> <ul style="list-style-type: none"> - Year and week of manufacture (numeric character) - The numbers boxed by the red dashed line vary with the manufacture date. <p>e.g.) The above represents a product manufactured in Week 9 in 2014.</p>
Product Photo (Example)		

No. 2 Package ESC Representative Product: 1SS388

	Before Change	After Change
Illustration (Rough sketch)	<p>Device name code</p> <p>Factory dot</p>  <p>Month of manufacture</p>	<p>Device name code</p> <p>Factory dot</p>  <p>Year of manufacture * Last digit of year</p> <p>Week of manufacture * Two digits of week</p>
Difference	<p>① Lot marking</p> <p>Month of manufacture (dot mark)</p>	<p>① Lot marking</p> <ul style="list-style-type: none"> - Year and week of manufacture (numeric character) - The numbers boxed by the red dashed line vary with the manufacture date. <p>e.g.) The above represents a product manufactured in Week 2 in 2015.</p>
Product Photo (Example)		

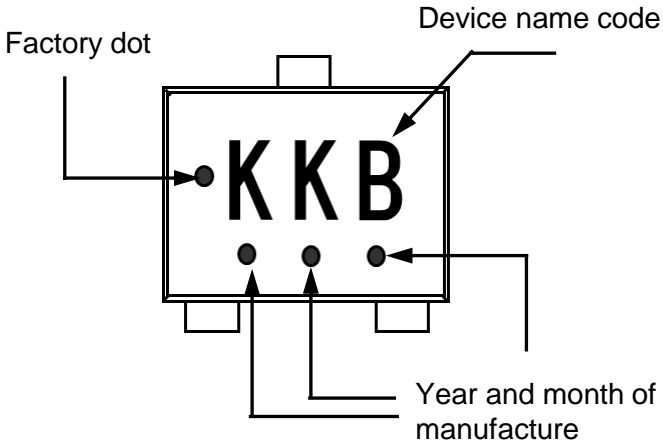
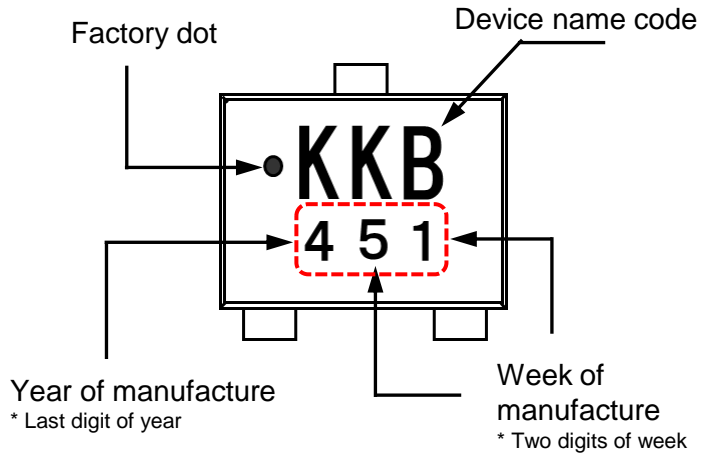


No. 3 Package S-Mini Representative Product: RN2401

	Before Change	After Change
Illustration (Rough sketch)	<p>Device name code</p> <p>Factory dot</p> <p>Year and month of manufacture</p>	<p>Device name code</p> <p>Factory dot</p> <p>Year of manufacture * Last digit of year</p> <p>Week of manufacture * Two digits of week</p>
Difference	<p>① Lot marking</p> <p>Year and month of manufacture (dot mark)</p>	<p>① Lot marking</p> <ul style="list-style-type: none"> - Year and week of manufacture (numeric character) - The numbers boxed by the red dashed line vary with the manufacture date. <p>e.g.) The above represents a product manufactured in Week 32 in 2014.</p>
Product Photo (Example)		

No. 4 Package USM Representative Product: RN2311

	Before Change	After Change
Illustration (Rough sketch)	<p>Device name code</p> <p>Factory dot</p> <p>Year and month of manufacture</p>	<p>Device name code</p> <p>Factory dot</p> <p>Year of manufacture * Last digit of year</p> <p>Week of manufacture * Two digits of week</p>
Difference	<p>① Lot marking</p> <p>Year and month of manufacture (dot mark)</p>	<p>① Lot marking</p> <ul style="list-style-type: none"> - Year and week of manufacture (numeric character) - The numbers boxed by the red dashed line vary with the manufacture date. <p>e.g.) The above represents a product manufactured in Week 48 in 2014.</p>
Product Photo (Example)		

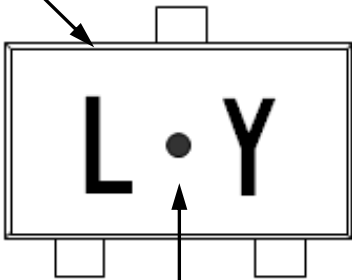
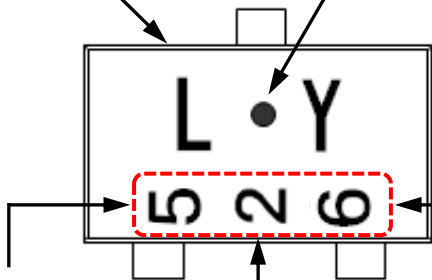


No. 5 Package UFM Representative Product: SSM3K121TULF

	Before Change	After Change
Illustration (Rough sketch)		
Difference	<p>① Lot marking</p> <p>Year and month of manufacture (dot mark)</p>	<p>① Lot marking</p> <ul style="list-style-type: none"> - Year and week of manufacture (numeric character) - The numbers boxed by the red dashed line vary with the manufacture date. <p>e.g.) The above represents a product manufactured in Week 51 in 2014.</p>
Product Photo (Example)		

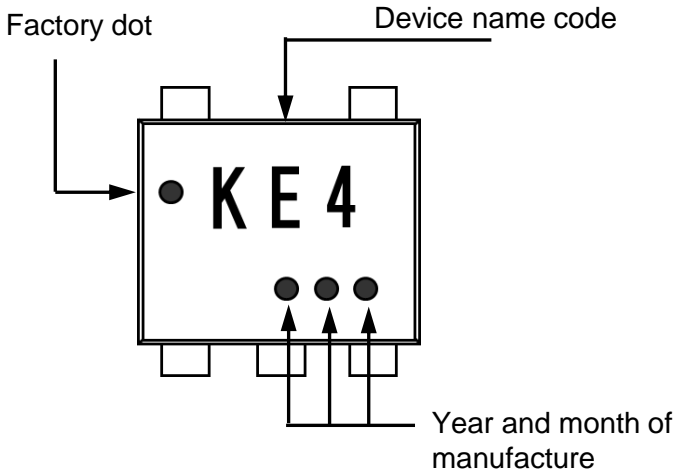
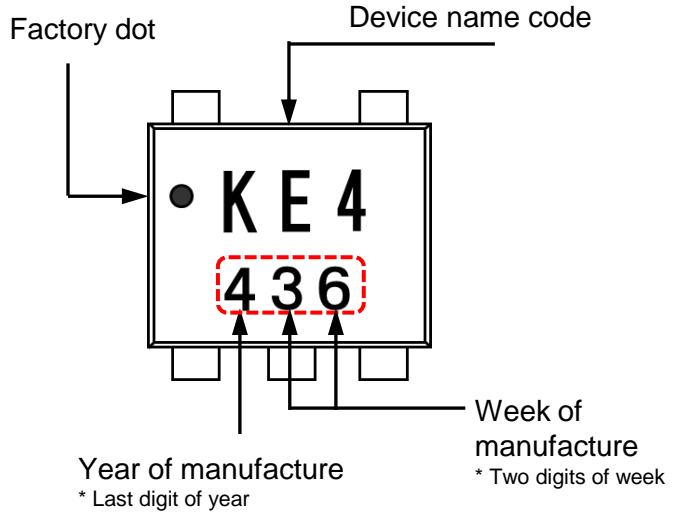


No. 6 Package VESM Representative Product: RN1101MFV

	Before Change	After Change
Illustration (Rough sketch)		
Difference	<p>① Lot marking</p> <p>Year and month of manufacture (dot mark)</p>	<p>① Lot marking</p> <ul style="list-style-type: none"> - Year and week of manufacture (numeric character) - The numbers boxed by the red dashed line vary with the manufacture date. <p>e.g.) The above represents a product manufactured in Week 50 in 2014.</p>
Product Photo (Example)		

No. 7 Package SSM Representative Product: 2SC4738-Y

	Before Change	After Change
Illustration (Rough sketch)	<p>Device name code</p>  <p>Factory dot</p>	<p>Device name code</p> <p>Factory dot</p>  <p>Year of manufacture * Last digit of year</p> <p>Week of manufacture * Two digits of week</p>
Difference	<p>① Lot marking</p> <p>No dot mark for year and month of manufacture</p>	<p>① Lot marking</p> <ul style="list-style-type: none"> - A mark for year and week of manufacture (numeric character) is added. - The numbers boxed by the red dashed line vary with the manufacture date. <p>e.g.) The above represents a product manufactured in Week 26 in 2015.</p>
Product Photo (Example)		

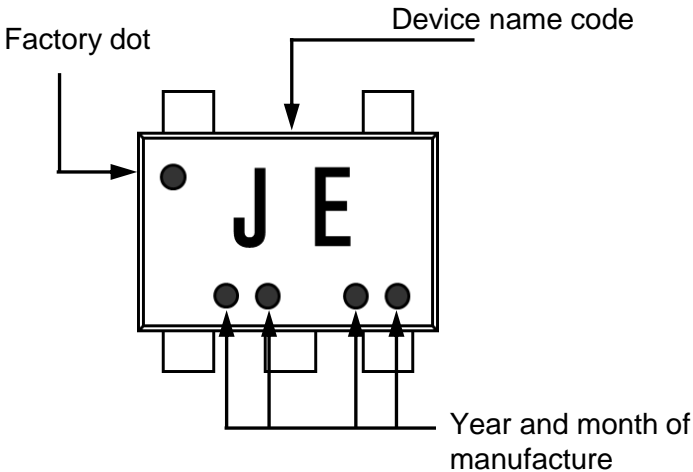
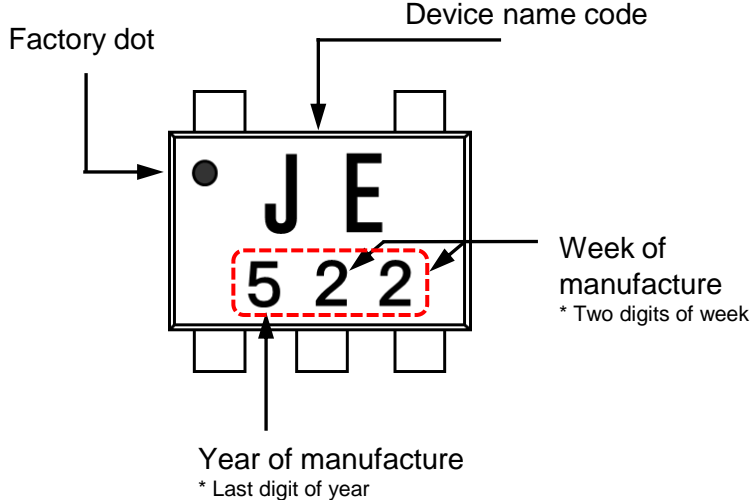


No. 8 Package UFV Representative Product: SSM5H90ATU

	Before Change	After Change
Illustration (Rough sketch)	 <p>Factory dot</p> <p>Device name code</p> <p>Year and month of manufacture</p>	 <p>Factory dot</p> <p>Device name code</p> <p>Year of manufacture * Last digit of year</p> <p>Week of manufacture * Two digits of week</p>
Difference	<p>① Lot marking</p> <p>Year and month of manufacture (dot mark)</p>	<p>① Lot marking</p> <ul style="list-style-type: none"> - Year and week of manufacture (numeric character) - The numbers boxed by the red dashed line vary with the manufacture date. <p>e.g.) The above represents a product manufactured in Week 36 in 2014.</p>
Product Photo (Example)		

No. 9 Package USV Representative Product: TC7SH14FU

	Before Change	After Change
Illustration (Rough sketch)		
Difference	<p>① Lot marking</p> <p>Year and month of manufacture (dot mark)</p>	<p>① Lot marking</p> <ul style="list-style-type: none"> - Year and week of manufacture (numeric character) - The numbers boxed by the red dashed line vary with the manufacture date. <p>e.g.) The above represents a product manufactured in Week 32 in 2014.</p>
Product Photo (Example)		

No. 10 Package ESV Representative Product: TC7SZ05FE

	Before Change	After Change
Illustration (Rough sketch)	 <p>Factory dot</p> <p>Device name code</p> <p>Year and month of manufacture</p>	 <p>Factory dot</p> <p>Device name code</p> <p>Week of manufacture * Two digits of week</p> <p>Year of manufacture * Last digit of year</p>
Difference	<p>① Lot marking</p> <p>Year and month of manufacture (dot mark)</p>	<p>① Lot marking</p> <ul style="list-style-type: none"> - Year and week of manufacture (numeric character) - The numbers boxed by the red dashed line vary with the manufacture date. <p>e.g.) The above represents a product manufactured in Week 22 in 2015.</p>
Product Photo (Example)		

No. 11 Package UF6 Representative Product: SSM6K404TU

	Before Change	After Change
Illustration (Rough sketch)	<p>Factory dot</p> <p>Device name code</p> <p>Mark for pin 1</p> <p>Year and month of manufacture</p>	<p>Factory dot</p> <p>Device name code</p> <p>Mark for pin 1</p> <p>Year of manufacture * Last digit of year</p> <p>Week of manufacture * Two digits of week</p>
Difference	<p>① Lot marking</p> <p>Year and month of manufacture (dot mark)</p>	<p>① Lot marking</p> <ul style="list-style-type: none"> - Year and week of manufacture (numeric character) - The numbers boxed by the red dashed line vary with the manufacture date. <p>e.g.) The above represents a product manufactured in Week 46 in 2014.</p>
Product Photo (Example)		

No. 12 Package US6 Representative Product: RN1901

	Before Change	After Change
Illustration (Rough sketch)		
Difference	<ul style="list-style-type: none"> ① Lot marking Year and month of manufacture (dot mark) ② No mark for pin 1 	<ul style="list-style-type: none"> ① Lot marking <ul style="list-style-type: none"> - Year and week of manufacture (numeric character) - The numbers boxed by the red dashed line vary with the manufacture date. e.g.) The above represents a product manufactured in Week 34 in 2014. ② A mark for pin 1 is added.
Product Photo (Example)		

No. 13 Package ES6 Representative Product: HN1B04FE-Y

	Before Change	After Change
Illustration (Rough sketch)		
Difference	① Lot marking Year and month of manufacture (dot mark)	① Lot marking - Year and week of manufacture (numeric character) - The numbers boxed by the red dashed line vary with the manufacture date. e.g.) The above represents a product manufactured in Week 43 in 2014.
Product Photo (Example)		

No. 14 Package US8 Representative Product: TC7WB66CFK

	Before Change	After Change
Illustration (Rough sketch)	<p>Year and month of manufacture</p> <p>Device name code</p> <p>Factory dot</p> <p>Mark for pin 1</p>	<p>Week of manufacture * Two digits of week</p> <p>Year of manufacture * Last digit of year</p> <p>Device name code</p> <p>Factory dot</p> <p>Mark for pin 1</p>
Difference	<p>① Lot marking</p> <p>Year and month of manufacture (dot mark)</p>	<p>① Lot marking</p> <ul style="list-style-type: none"> - Year and week of manufacture (numeric character) - The numbers boxed by the red dashed line vary with the manufacture date. <p>e.g.) The above represents a product manufactured in Week 33 in 2014.</p>
Product Photo (Example)		

END

TOSHIBA

Leading Innovation >>>

Announcement of Change in Marking of Toshiba Discrete Devices (Small-signal)

Issue No.: H440-6B-003P

Date of Issue: February 8, 2016

Quality Assurance Department

Himeji Operations – Semiconductor

Toshiba Corporation Semiconductor & Storage Products Company

Announcement

1. Product Type Affected

A marking change will be applied to some of the packages manufactured by Toshiba Semiconductor Thailand.
(Short Name of internal use :TST)
See the following page for the details.

2. Purpose of Change

The purpose of the change is to improve lot tracing of small-signal devices.

3. Content Changed

The way of product marking will be changed.

- The lot marking will be changed from “year and month of manufacture (dot mark)” to “year and week of manufacture (numeric character).”
- Package SSM has no lot marking currently; the mark of year and week of manufacture (numeric character) will be added.
- In accordance with the change, the mark layout, etc. will be adjusted.

* Some of those products have already been manufactured with the mark of year and week of manufacture (numeric character). See page 3 and the following pages for the details.

4. Timing of Change

The change will start from the production of January 2017.

5. Other

Nothing will be changed other than the marking above, such as electrical characteristics, construction, and materials.

Target Packages

The marking of small-signal devices (14 packages) manufactured by Toshiba Semiconductor Thailand will be changed.

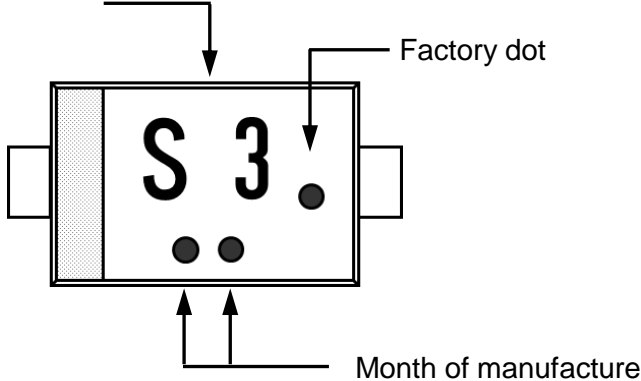
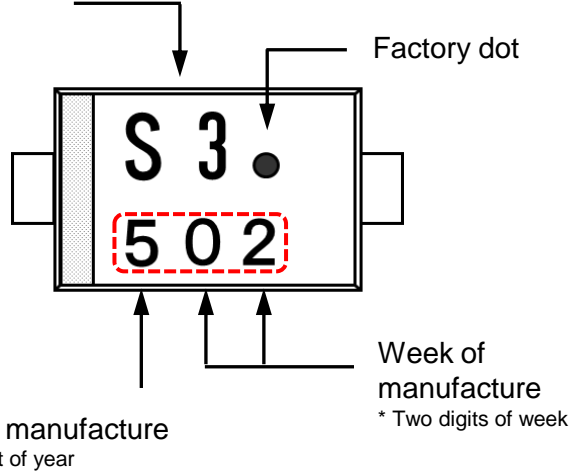


(* Some of those products have already been manufactured with the marking of year and week of manufacture (numeric character)).

No.	Type	Package	Before Change	After Change
1	2pin	USC	Month of manufacture (dot mark)	Year and week of manufacture (numeric character)
2		ESC	Month of manufacture (dot mark)	Year and week of manufacture (numeric character)
3	3pin	S-Mini	Year and month of manufacture (dot mark)	Year and week of manufacture (numeric character)
4		USM	Year and month of manufacture (dot mark)	Year and week of manufacture (numeric character)
5		UFM	Year and month of manufacture (dot mark)	Year and week of manufacture (numeric character)
6		VESM	Year and month of manufacture (dot mark)	Year and week of manufacture (numeric character)
7		SSM	No mark for year and month of manufacture	A mark for year and week of manufacture (numeric character) is added.
8	5pin	UFV	Year and month of manufacture (dot mark)	Year and week of manufacture (numeric character)
9		USV	Year and month of manufacture (dot mark)	Year and week of manufacture (numeric character)
10		ESV	Year and month of manufacture (dot mark)	Year and week of manufacture (numeric character)
11	6pin	UF6	Year and month of manufacture (dot mark)	Year and week of manufacture (numeric character)
12		US6	Year and month of manufacture (dot mark)	- Year and week of manufacture (numeric character) - A mark for pin 1 is added
13		ES6	Year and month of manufacture (dot mark)	Year and week of manufacture (numeric character)
14	8pin	US8	Year and month of manufacture (dot mark)	Year and week of manufacture (numeric character)

No. 1 Package USC Representative Product: 1SS352

	Before Change	After Change
Illustration (Rough sketch)	<p>Device name code</p> <p>Factory dot</p> <p>Month of manufacture</p>	<p>Device name code</p> <p>Factory dot</p> <p>Year of manufacture * Last digit of year</p> <p>Week of manufacture * Two digits of week</p>
Difference	<p>① Lot marking</p> <p>Month of manufacture (dot mark)</p>	<p>① Lot marking</p> <ul style="list-style-type: none"> - Year and week of manufacture (numeric character) - The numbers boxed by the red dashed line vary with the manufacture date. <p>e.g.) The above represents a product manufactured in Week 9 in 2014.</p>
Product Photo (Example)		

No. 2 Package ESC Representative Product: 1SS388

	Before Change	After Change
Illustration (Rough sketch)	<p>Device name code</p> <p>Factory dot</p>  <p>Month of manufacture</p>	<p>Device name code</p> <p>Factory dot</p>  <p>Year of manufacture * Last digit of year</p> <p>Week of manufacture * Two digits of week</p>
Difference	<p>① Lot marking</p> <p>Month of manufacture (dot mark)</p>	<p>① Lot marking</p> <ul style="list-style-type: none"> - Year and week of manufacture (numeric character) - The numbers boxed by the red dashed line vary with the manufacture date. <p>e.g.) The above represents a product manufactured in Week 2 in 2015.</p>
Product Photo (Example)		

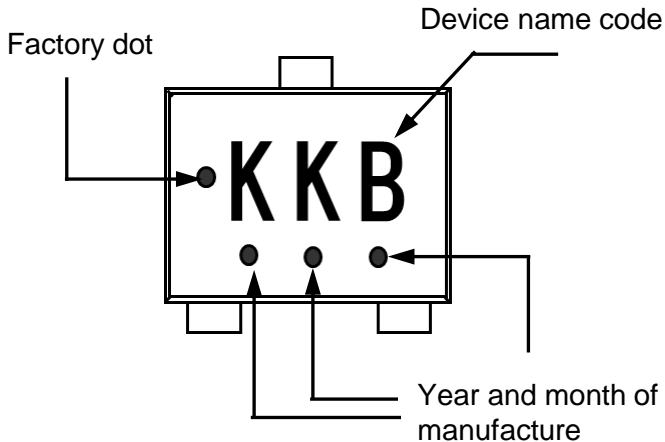
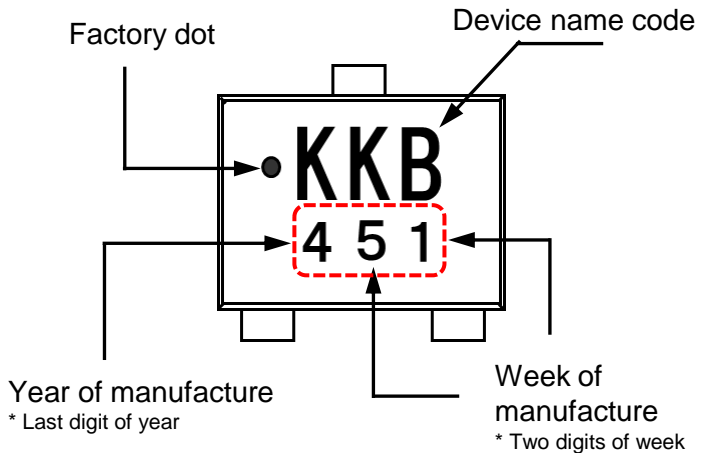


No. 3 Package S-Mini Representative Product: RN2401

	Before Change	After Change
Illustration (Rough sketch)		
Difference	<p>① Lot marking</p> <p>Year and month of manufacture (dot mark)</p>	<p>① Lot marking</p> <ul style="list-style-type: none"> - Year and week of manufacture (numeric character) - The numbers boxed by the red dashed line vary with the manufacture date. <p>e.g.) The above represents a product manufactured in Week 32 in 2014.</p>
Product Photo (Example)		

No. 4 Package USM Representative Product: RN2311

	Before Change	After Change
Illustration (Rough sketch)	<p>Device name code</p> <p>Factory dot</p> <p>Year and month of manufacture</p>	<p>Device name code</p> <p>Factory dot</p> <p>Year of manufacture * Last digit of year</p> <p>Week of manufacture * Two digits of week</p>
Difference	<p>① Lot marking</p> <p>Year and month of manufacture (dot mark)</p>	<p>① Lot marking</p> <ul style="list-style-type: none"> - Year and week of manufacture (numeric character) - The numbers boxed by the red dashed line vary with the manufacture date. <p>e.g.) The above represents a product manufactured in Week 48 in 2014.</p>
Product Photo (Example)		

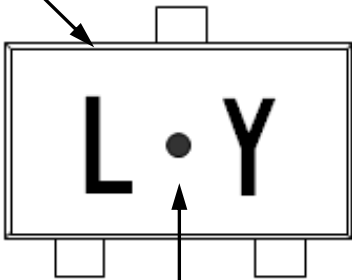
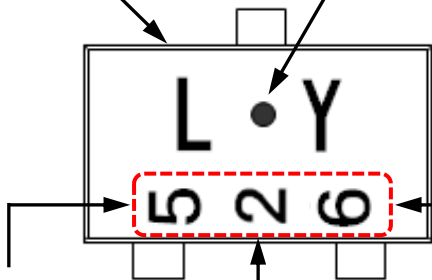


No. 5 Package UFM Representative Product: SSM3K121TULF

	Before Change	After Change
Illustration (Rough sketch)		
Difference	<p>① Lot marking</p> <p>Year and month of manufacture (dot mark)</p>	<p>① Lot marking</p> <ul style="list-style-type: none"> - Year and week of manufacture (numeric character) - The numbers boxed by the red dashed line vary with the manufacture date. <p>e.g.) The above represents a product manufactured in Week 51 in 2014.</p>
Product Photo (Example)		

No. 6 Package VESM Representative Product: RN1101MFV

	Before Change	After Change
Illustration (Rough sketch)		
Difference	<p>① Lot marking</p> <p>Year and month of manufacture (dot mark)</p>	<p>① Lot marking</p> <ul style="list-style-type: none"> - Year and week of manufacture (numeric character) - The numbers boxed by the red dashed line vary with the manufacture date. <p>e.g.) The above represents a product manufactured in Week 50 in 2014.</p>
Product Photo (Example)		

No. 7 Package SSM Representative Product: 2SC4738-Y

	Before Change	After Change
Illustration (Rough sketch)	<p>Device name code</p>  <p>Factory dot</p>	<p>Device name code</p> <p>Factory dot</p>  <p>Year of manufacture * Last digit of year</p> <p>Week of manufacture * Two digits of week</p>
Difference	<p>① Lot marking</p> <p>No dot mark for year and month of manufacture</p>	<p>① Lot marking</p> <ul style="list-style-type: none"> - A mark for year and week of manufacture (numeric character) is added. - The numbers boxed by the red dashed line vary with the manufacture date. <p>e.g.) The above represents a product manufactured in Week 26 in 2015.</p>
Product Photo (Example)		

No. 8 Package UFV Representative Product: SSM5H90ATU

	Before Change	After Change
Illustration (Rough sketch)	<p>Factory dot</p> <p>Device name code</p> <p>Year and month of manufacture</p>	<p>Factory dot</p> <p>Device name code</p> <p>Year of manufacture * Last digit of year</p> <p>Week of manufacture * Two digits of week</p>
Difference	<p>① Lot marking</p> <p>Year and month of manufacture (dot mark)</p>	<p>① Lot marking</p> <ul style="list-style-type: none"> - Year and week of manufacture (numeric character) - The numbers boxed by the red dashed line vary with the manufacture date. <p>e.g.) The above represents a product manufactured in Week 36 in 2014.</p>
Product Photo (Example)		

No. 9 Package USV Representative Product: TC7SH14FU

	Before Change	After Change
Illustration (Rough sketch)	<p>Factory dot</p> <p>Device name code</p> <p>Year and month of manufacture</p>	<p>Factory dot</p> <p>Device name code</p> <p>Year of manufacture * Last digit of year</p> <p>Week of manufacture * Two digits of week</p>
Difference	<p>① Lot marking</p> <p>Year and month of manufacture (dot mark)</p>	<p>① Lot marking</p> <ul style="list-style-type: none"> - Year and week of manufacture (numeric character) - The numbers boxed by the red dashed line vary with the manufacture date. <p>e.g.) The above represents a product manufactured in Week 32 in 2014.</p>
Product Photo (Example)		

No. 10 Package ESV Representative Product: TC7SZ05FE

	Before Change	After Change
Illustration (Rough sketch)		
Difference	<p>① Lot marking</p> <p>Year and month of manufacture (dot mark)</p>	<p>① Lot marking</p> <ul style="list-style-type: none"> - Year and week of manufacture (numeric character) - The numbers boxed by the red dashed line vary with the manufacture date. <p>e.g.) The above represents a product manufactured in Week 22 in 2015.</p>
Product Photo (Example)		

No. 11 Package UF6 Representative Product: SSM6K404TU

	Before Change	After Change
Illustration (Rough sketch)	<p>Factory dot</p> <p>Device name code</p> <p>Mark for pin 1</p> <p>Year and month of manufacture</p>	<p>Factory dot</p> <p>Device name code</p> <p>Mark for pin 1</p> <p>Year of manufacture * Last digit of year</p> <p>Week of manufacture * Two digits of week</p>
Difference	<p>① Lot marking</p> <p>Year and month of manufacture (dot mark)</p>	<p>① Lot marking</p> <ul style="list-style-type: none"> - Year and week of manufacture (numeric character) - The numbers boxed by the red dashed line vary with the manufacture date. <p>e.g.) The above represents a product manufactured in Week 46 in 2014.</p>
Product Photo (Example)		

No. 12 Package US6 Representative Product: RN1901

	Before Change	After Change
Illustration (Rough sketch)		
Difference	<ul style="list-style-type: none"> ① Lot marking Year and month of manufacture (dot mark) ② No mark for pin 1 	<ul style="list-style-type: none"> ① Lot marking <ul style="list-style-type: none"> - Year and week of manufacture (numeric character) - The numbers boxed by the red dashed line vary with the manufacture date. e.g.) The above represents a product manufactured in Week 34 in 2014. ② A mark for pin 1 is added.
Product Photo (Example)		

No. 13 Package ES6 Representative Product: HN1B04FE-Y

	Before Change	After Change
Illustration (Rough sketch)		
Difference	<p>① Lot marking</p> <p>Year and month of manufacture (dot mark)</p>	<p>① Lot marking</p> <ul style="list-style-type: none"> - Year and week of manufacture (numeric character) - The numbers boxed by the red dashed line vary with the manufacture date. <p>e.g.) The above represents a product manufactured in Week 43 in 2014.</p>
Product Photo (Example)		

No. 14 Package US8 Representative Product: TC7WB66CFK

	Before Change	After Change
Illustration (Rough sketch)	<p>Year and month of manufacture</p> <p>Device name code</p> <p>Factory dot</p> <p>Mark for pin 1</p>	<p>Week of manufacture * Two digits of week</p> <p>Year of manufacture * Last digit of year</p> <p>Device name code</p> <p>Factory dot</p> <p>Mark for pin 1</p>
Difference	<p>① Lot marking</p> <p>Year and month of manufacture (dot mark)</p>	<p>① Lot marking</p> <ul style="list-style-type: none"> - Year and week of manufacture (numeric character) - The numbers boxed by the red dashed line vary with the manufacture date. <p>e.g.) The above represents a product manufactured in Week 33 in 2014.</p>
Product Photo (Example)		

END