

### 1 Products affected

Product hierarchy no. *				Part no.	SBU	Type / Description	Customer part no.
SBU	PG	PUG	Type				
03	070	011	0000003420	See list below	Switches	PSE RI	-

\*SBU (2-digit) / PG (3-digit) / PUG (3-digit) / Type (10-digit)

List of part numbers affected				
1241.3010	1241.3057	1241.3237	1241.3437	1241.3532
1241.3011	1241.3058	1241.3329	1241.3446	1241.3548
1241.3012	1241.3189	1241.3345	1241.3512	1241.3446.050

### 2 Type of change

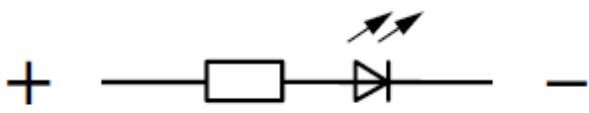
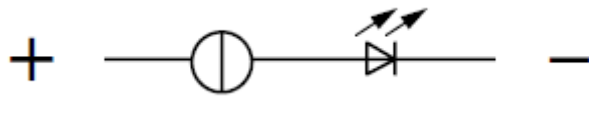


- Extended supply voltage range for the illumination
- Reduction of power consumption
- Improved optical appearance of the illumination

### 3 Detailed description of change

The LED driver of the ring illumination was changed from series resistor for a fixed supply voltage of 24VDC to a step down converter in constant current mode allowing a supply voltage range from 5VDC to 28VDC.

The new LED driving principle provides improved brightness, homogeneity and power efficiency for all PSE RI product variants.

The blue potting compound visible on the backside of all PSE RI product variants was replaced by a colorless diffuse potting compound.

Old LED driving principle	New LED driving principle														
															
Old technical data of the illumination	New technical data of the illumination														
<table border="1"> <tr> <td>Supply voltage</td> <td>24VDC</td> </tr> <tr> <td>Current consumption</td> <td>10mA – 20mA*</td> </tr> </table> <p>* Depended on the illumination color</p>	Supply voltage	24VDC	Current consumption	10mA – 20mA*	<table border="1"> <tr> <td>Supply voltage</td> <td colspan="2">5VDC – 28VDC</td> </tr> <tr> <td rowspan="3">Max. current consumption</td> <td>@5VDC</td> <td>16.5mA</td> </tr> <tr> <td>@12VDC</td> <td>8.2mA</td> </tr> <tr> <td>@24VDC</td> <td>5.2mA</td> </tr> </table>	Supply voltage	5VDC – 28VDC		Max. current consumption	@5VDC	16.5mA	@12VDC	8.2mA	@24VDC	5.2mA
Supply voltage	24VDC														
Current consumption	10mA – 20mA*														
Supply voltage	5VDC – 28VDC														
Max. current consumption	@5VDC	16.5mA													
	@12VDC	8.2mA													
	@24VDC	5.2mA													
Old product appearance	New product appearance														
Backside sealed with blue potting compound: 	Backside sealed with diffuse colorless potting compound: 														

### 4 Reason of change

This change is part of the continuous improvement process.

Product Change Notification					PSE RI		
owner	creation date	release date	released by	change order no	rev	page	D10-018-543
rescalfa	19.09.2017	06.12.2017	pingelme	2013898	A	1 of 2	

**5 Release date**

The change takes effect in ww 05/2018 (Date code 1805 or higher on label).

**6 Impact of change and recommended action**

Form	Yes	New color of the potting compound
Fit	No	No change for dimension
Function	Yes	Enhanced range of supply voltages Improved homogeneity and brightness of the illumination
Manufacturing	No	No change for manufacturing site
Label	No	No change on label
Packaging	No	No change in packaging

**7 Reference Documents / Attachments**

Kind of document	Remarks
<a href="#">Datasheet PSE NO 24</a>	
<a href="#">Datasheet PSE NO 27</a>	
<a href="#">Datasheet PSE NO 30</a>	
<a href="#">Datasheet PSE IV 30</a>	

Product Change Notification					PSE RI		
owner	creation date	release date	released by	change order no	rev	page	D10-018-543
rescalfa	19.09.2017	06.12.2017	pingelme	2013898	A	2 of 2	