

September 9th, 2019

To: Our Valued Customer

Subject: Implementation of the latest editions of GB/T 9364.2 and GB/T 9364.3 standards

The 2018 editions of GB/T 9364.2 and GB/T 9364.3 were released on May 14, 2018 and replaced the 1997 editions of the standards. GB/T 9364.2 covers Miniature Fuses: Cartridge fuse-links while GB/T 9364.3 covers Miniature Fuses: Sub-miniature fuse-links and they went into effect on December 1, 2018.

No major changes to the standards were introduced in the new editions, but all fuses conforming to the old standards were retested to verify continued conformance with the new editions. The new editions also expanded the amperage range to cover the entire range as found in IEC 60127-2 and IEC 60127-3. The GB/T 9364.2 and GB/T 9364.3 are based on IEC 60127-2 and IEC 60127-3, respectively.

All fuses must meet the new standards before the effective date of December 1, 2019.

It is also important to note the following for the fuses that meet the 1997 editions (which bear the CQC certification mark):

1. These fuses can still be shipped into China prior to December 1, 2019
2. Fuses procured prior to the December 1, 2019 date can still be assembled into end-products (within or outside of China)
3. End-equipment that use these fuses can still be shipped into and sold in China after the December 1, 2019 date.

We are happy to inform you the majority of affected certificates have been updated, and the few remaining will be done by mid of Oct (see the chart below). There will be running changes to the actual products. Compliance with the new editions did not change the products; fit, form or function but did result in marking updates to some of our fuses. These marking updates include:

1. Addition of CCC certification mark or change of certification mark from CQC to CCC on plastic bag/carton label
2. Addition of CCC certification mark or change of certification mark from CQC to CCC on actual fuse body, and

Our datasheets will be updated to reflect the changes accordingly











The following are examples of the above-mentioned changes:

	Before	After
Plastic Bag/Carton Label		
Fuse Body/Cap		

Plastic Bag/Carton Label		
Fuse Body/Cap		

The following table lists the fuses that meet the new editions and detail the exact changes.

Series	Ratings	Plastic Bag/Carton Label	Fuse Body	Notes
215	125mA – 800mA	logo added	logo added	Estimated by Middle of Oct
	8A, 10A	logo added	logo added	
215 Single Cap	1A – 6.3A	logo will replace the logo	logo added	
	8A, 10A	logo added	logo added	
216	8A, 10A	logo added	logo added	Estimated by Middle of Oct
216 Single Cap	1A – 10A	logo will replace the logo	logo added	Estimated by Middle of Oct for 8A – 10A
219XA	40mA – 100mA	logo added	logo added	
835	8A	logo will replace the logo	logo will replace the logo	
877	2A – 6.3A	logo will replace the logo	logo will replace the logo	
876	125mA – 5A	logo will replace the logo	No Change	
777	1.25A, 1.6A	logo will replace the logo	No Change	
370	6.3A	logo added	logo added	
372	40mA – 4A	No Change	No Change	
	5A & 6.3A	logo will replace the logo	logo will replace the logo	

392	500mA-6.3A	 logo will replace the  logo	No change to fuse marking	
400	500mA-6.3A	 logo will replace the  logo	 logo will replace the  logo	
382	1A-4A	No Change	No Change	
	5A & 6.3A	 logo will replace the  logo	 logo will replace the  logo	Estimated by end of Sep

Please contact your local Littelfuse Sales representative if you need further assistance.

Best Regards,

Christopher Matthew Coolman
Global Product Manager
Electronics Business Unit
CCoolman@littelfuse.com

Ben Zheng
Global Product Manager
Electronics Business Unit
BZheng@littelfuse.com