

NOTE:

This PCN is intended for use exclusively in EUROPE, Middle East and Africa.

1. Notice of Marking changes due to Improved Traceability Level.

[Target Products]

·TACTILE SWITCH B3FS-4 series
< Refer to the " [Details of applicable model] " . >

[Effective Date]



Effective as of our production in June 2026 onward.
The products will be changed after the old parts depleted.


[Reason for change]

To improve the level of traceability. (To improve quality control.)



[Changes]

Before the change	After the change
<p>Position Cover parts: Top side Base parts: No display</p> <p>Number of digits Two-digit notation</p> <p>Method Engraving</p> 	<p>Position Cover parts: Abolish display Base parts: Side</p> <p>Number of digits 7-digit notation</p> <p>Method Laser marking</p>  <p>A : Day 01,02,03...30,31 B: Month 1,2,3,...X(10),Y(11),Z(12) C: Year (The last character of the year notation.) D: Code of Production site E: Management number F: Management number</p>



2. Notice of to design change the base part due to Improved quality control.

[Target Products]

・TACTILE SWITCH B3FS-4 series
 < Refer to the " [Details of applicable model] " . >

[Effective Date]

Effective as of our production in June 2026 onward.
 The products will be changed after the old parts depleted.

[Reason for change]

To improve quality



[Changes]

変更前	変更後
<p>Position of Molded gate On the side of the base part.</p>	<p>Position of Molded gate On the bottom of the base part.</p> <p>The gate position is subject to change.</p>

[Details of applicable model]

Models / Specification
B3FS-4002P
B3FS-4005P
B3FS-4052P
B3FS-4055P
B3FS-4092P-B

Specifications in this product news are as of the issue date and are subject to change without notice.
 Only main changes in specifications are described in this document. Please be sure to read the relevant catalogs, datasheets, product specifications, instructions, and manuals for precautions and necessary information when using products.