



Expertise Applied | Answers Delivered

Littelfuse, Inc.  
8755 West Higgins Road, Suite 500  
Chicago, IL 60631 USA  
(773) 628-1000

---

May 12<sup>th</sup>, 2023

**RE: LFPCN 41454 - Littelfuse TVS STD SOD-123FL package additional Assy site approval**

**To: Our Valued Customers**

In order to support our fast-growing demand and secure continuity of supply for our customers, Littelfuse will be adding two additional assembly/test sites for the TVS STD products SOD-123FL (SMF) package, including SMF, SMF4L, and SMF3.3 Series.

The electrical performance of the affected product will remain within the existing datasheet specifications. The fit, function, and reliability of affected products will remain same. In order to standardize the package specifications, the datasheets of affected Series will be updated. Please refer to the appendix for the changes.

All affected products have been fully qualified in accordance with established performance and reliability criteria. Please refer to the attached affected parts list and documentation for qualification result and change details. Samples and qualification data are available upon request.

**Form, fit, function changes:** No change to fit & function. Refer to appendix for form changes.

**Part number changes:** None

**Effective date:** Aug 15<sup>th</sup>, 2023

**Replacement products:** N/A

**Last time buy:** N/A

This notification is for your information and acknowledgement. If you have any other questions or concerns, please contact your local sales team or product team below for further assistance.

We highly value your business and look forward to assisting you whenever possible.

Sincerely,

Jenny Chen

Assistant Product Marketing Manager

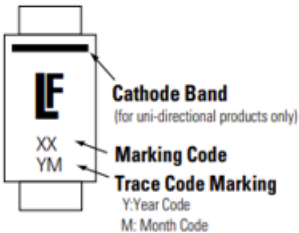
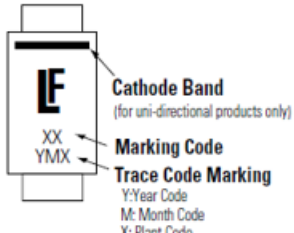
Commercial TVS Products

Tel: +86 510 85277701 Ext – 7965

[Jchen7@littelfuse.com](mailto:Jchen7@littelfuse.com)

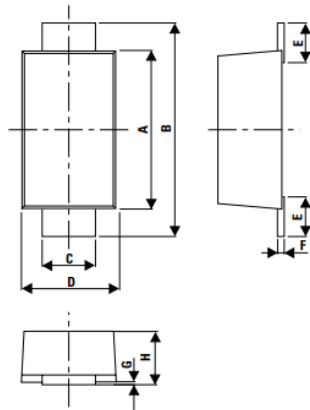
## Appendix

### 1, Part Marking / Trace Code Change summary:

Series	Current Marking, Trace code, <b>YM</b>	Marking After PCN, Trace code, <b>YMX</b>
SMF SMF4L SMF3.3/-A SMF4.0	<p><b>Part Marking System</b></p>  <p><b>Cathode Band</b> (for uni-directional products only)</p> <p><b>Marking Code</b> XX YM</p> <p><b>Trace Code Marking</b> Y: Year Code M: Month Code</p>	<p><b>Part Marking System</b></p>  <p><b>Cathode Band</b> (for uni-directional products only)</p> <p><b>Marking Code</b> XX YMX</p> <p><b>Trace Code Marking</b> Y: Year Code M: Month Code X: Plant Code</p>

### 2, Package dimensions standardized summary:

#### Dimensions - SOD-123FL Package



Series	Current dimensions on published datasheet					After PCN						
	Dimensions	Millimeters		Inches		Dimensions	Millimeters		Inches			
Min		Max	Min	Max	Min		Max	Min	Max			
SMF4L SMF3.3/-A SMF4.0	A	2.90	3.10	0.114	0.122	A	2.70	3.10	0.106	0.122		
	B	3.50	3.90	0.138	0.154	B	3.50	3.90	0.138	0.154		
	C	0.85	1.05	0.033	0.041	C	0.85	1.05	0.033	0.041		
	D	1.70	2.00	0.067	0.079	D	1.70	2.00	0.067	0.079		
	E	0.43	0.83	0.017	0.033	E	0.43	0.83	0.017	0.033		
	F	0.10	0.25	0.004	0.010	F	0.10	0.25	0.004	0.010		
	G	0.00	0.10	0.000	0.004	G	0.00	0.10	0.000	0.004		
	H	0.90	1.08	0.035	0.043	H	0.90	1.08	0.035	0.043		
SMF	A	SMF5.0A-SMF100A	2.50	2.90	0.0984	0.1142	A	2.50	3.10	0.0984	0.1220	
		SMF110A-SMF250A	2.90	3.10	0.1142	0.1220	B	3.40	3.90	0.1339	0.1535	
		SMF5.0CA-SMF85CA	3.40	3.90	0.1339	0.1535	C	0.70	1.20	0.0275	0.0472	
		B	3.40	3.90	0.1339	0.1535	D	1.50	2.00	0.0591	0.0787	
		C	0.70	1.20	0.0275	0.0472	E	0.35	0.90	0.0138	0.0354	
		D	1.50	2.00	0.0591	0.0787	F	0.05	0.26	0.0020	0.0102	
		E	0.35	0.90	0.0138	0.0354	G	0.00	0.10	0.000	0.0039	
		F	0.05	0.26	0.0020	0.0102						
		G	0.00	0.10	0.000	0.0039	H	0.90	1.10	0.0354	0.0433	
		H	SMF5.0A-SMF100A	0.95	1.10	0.0374	0.0433					
			SMF110A-SMF250A	0.90	1.08	0.0354	0.0425					
			SMF5.0CA-SMF85CA	0.90	1.08	0.0354	0.0425					



800 E. Northwest Highway Des Plaines, IL 60016

## Product/Process Change Notice (PCN)

**PCN#:** LFPCN #41454    **Date:** May 12<sup>th</sup>, 2023

**Product Identification:**

SOD-123FL (SMF) Package products of TVS  
STD, including SMF, SMF4L, SMF3.3/-A and  
SMF4.0 Series

**Implementation Date for Change:**

Aug 15<sup>th</sup>, 2023

### Contact Information

**Name:** Jenny Chen

**Title:** Assistant Product Manager

**Phone #:** +86 510 85277710 Ext. 7965

**Fax#:** N/A

**E-mail:** jchen7@littelfuse.com

### Category of Change:

- Assembly Process
- Data Sheet
- Technology
- Discontinuance/Obsolescence
- Equipment
- Manufacturing Site
- Raw Material
- Testing
- Fabrication Process
- Other: \_\_\_\_\_

### Description of Change:

In order to support our fast-growing demand and secure continuity of supply for our customers, Littelfuse will be adding two additional assembly/test sites for the TVS STD products SOD-123FL (SMF) package, including SMF, SMF4L, SMF3.3/-A and SMF4.0 Series.

The electrical performance of the affected product will remain within the existing datasheet specifications. The fit, function, and reliability of affected products will remain same. In order to standardize the package specifications, the datasheets of affected Series will be updated. Please refer to the appendix and qualification report for the changes.

All affected products have been fully qualified in accordance with established performance and reliability criteria.

### Important Dates:

Qualification Samples Available: sample available upon request

Last Time Buy:

Final Qualification Data Available: May 9<sup>th</sup> 2023

Date of Final Product Shipment:

### Method of Distinguishing Changed Product

- Product Mark,
- Date Code, traceability data available upon request
- Other,

### Demonstrated or Anticipated Impact on Form, Fit, Function or Reliability:

N/A

### LF Qualification Plan/Results:

Littelfuse Qualification Report is Available as attached and full detail data available upon request.

**Customer Acknowledgement of Receipt:** Littelfuse requests you acknowledge receipt of this PCN. In your acknowledgement, you can grant approval or request additional information. Littelfuse will assume the change is acceptable if no acknowledgement is received within 30 days of this notice. Lack of any additional response within 90 days of PCN issuance further constitutes acceptance of the change.