


PRODUCT CHANGE NOTIFICATION

MAGNETICS



Bourns® Model SRP4018FA, SRP4020FA, SRP4030FA, SRP5030CA, SRP5050FA, SRP6030CA, SRP6060FA and SRP7030CA Series Shielded Power Inductors

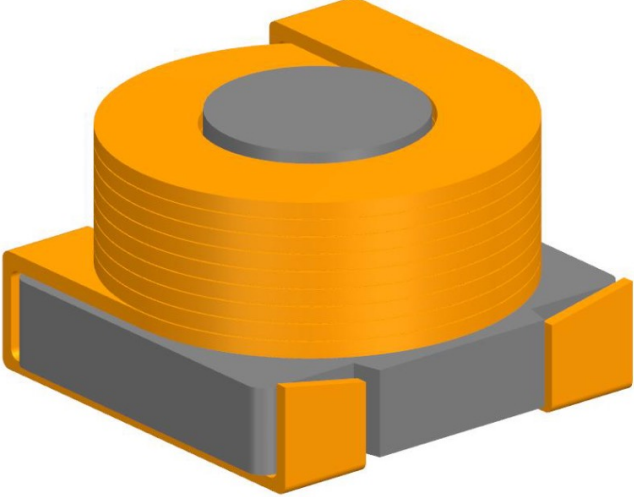
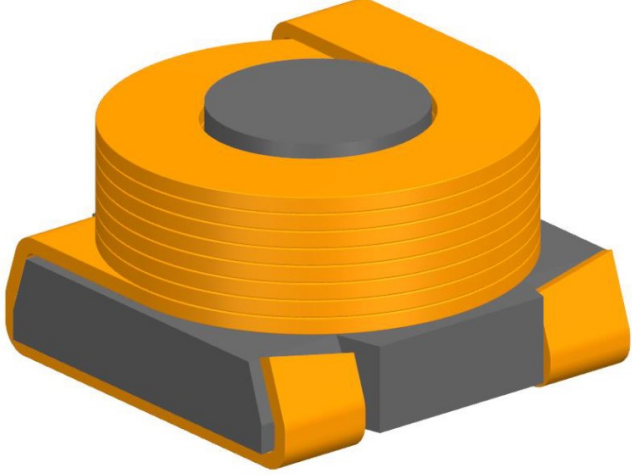
Change to Core Design and Solder Material

Riverside, California – November 10, 2023 – As part of our continuous improvement efforts, effective March 15, 2024, Bourns will change the inner core design and solder material for the Model [SRP4018FA](#), [SRP4020FA](#), [SRP4030FA](#), [SRP5030CA](#), [SRP5050FA](#), [SRP6030CA](#), [SRP6060FA](#), and [SRP7030CA](#) Series Shielded Power Inductors. The modified inner core will have a sloping bottom design to improve molding durability and the solder material will now be entirely made of tin instead of tin and copper. A list of affected part numbers is included below.

Affected Part Numbers				
SRP4018FA-R33M	SRP4020FA-2R2M	SRP5030CA-R82M	SRP5050FA-220M1	SRP6060FA-8R2M
SRP4018FA-R47M	SRP4020FA-3R3M	SRP5030CA-1R0M	SRP6030CA-R18M	SRP6060FA-100M
SRP4018FA-R60M	SRP4020FA-4R7M	SRP5030CA-1R2M	SRP6030CA-R33M	SRP6060FA-150M
SRP4018FA-R68M	SRP4030FA-R90M	SRP5030CA-1R5M	SRP6030CA-R56M	SRP6060FA-220M
SRP4018FA-R82M	SRP4030FA-1R0M	SRP5030CA-1R8M	SRP6030CA-1R0M	SRP7030CA-1R0M
SRP4018FA-1R0M	SRP4030FA-3R3M	SRP5030CA-2R2M	SRP6030CA-1R2M	SRP7030CA-1R5M
SRP4018FA-1R2M	SRP4030FA-4R7M	SRP5030CA-3R3M	SRP6030CA-1R8M	SRP7030CA-2R2M
SRP4020FA-R47M	SRP4030FA-6R8M	SRP5030CA-3R6M	SRP6030CA-2R2M	SRP7030CA-3R3M
SRP4020FA-R68M	SRP5030CA-R15M	SRP5030CA-4R7M	SRP6030CA-3R3M	SRP7030CA-4R7M
SRP4020FA-R82M	SRP5030CA-R16M	SRP5050FA-5R6M	SRP6030CA-4R5M	SRP7030CA-5R6M
SRP4020FA-1R0M	SRP5030CA-R33M	SRP5050FA-6R8M	SRP6060FA-2R2M	SRP7030CA-6R8M
SRP4020FA-1R2M	SRP5030CA-R56M	SRP5050FA-8R2M	SRP6060FA-4R7M	SRP7030CA-8R2M
SRP4020FA-1R5M	SRP5030CA-R60M	SRP5050FA-100M1	SRP6060FA-5R6M	
SRP4020FA-2R0M	SRP5030CA-R80M	SRP5050FA-150M1	SRP6060FA-6R8M	

Users should verify that the described changes will not impact the performance of the product in their specific applications.

IC23121

Existing Inner Core Design	Revised Inner Core Design
	
Existing Solder Material	Revised Solder Material
Sn + Cu	Sn

The use of the new inner core bottom design and solder material will not change the specifications for the affected Shielded Power Inductors. The form, fit, and function of the affected inductors will remain the same. The quality and reliability of the affected inductors should be improved as a result of the design change. Traceability will be maintained through lot code and date code.

Samples of these inductors with the new inner core bottom and solder material are available upon request. Bourns recommends that customers test the affected part numbers in their specific applications for verification of satisfactory performance.

Implementation dates are as follows:

Date that deliveries of products manufactured using the new design and material will begin: **March 15, 2024**

First date code using the above changes: **2411**

If you have any questions or need additional information, please feel free to [contact Customer Service/Inside Sales](#).