

**M-PRO TERMINALS**

**PRODUCT OVERVIEW**

**CRIMP TERMINALS**



- NON-INSULATED ..... **page 287**
- INSULATED ..... **pages 288-289**

**CORD END TERMINALS**



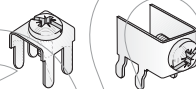
- NON-INSULATED ..... **page 290**
- INSULATED ..... **page 290**

**BLADE TERMINALS**



- PCB MOUNTING ..... **page 291**
- STUD MOUNTING ..... **page 291**

**PCB SCREW TERMINALS**



- VERTICAL ..... **page 291**
- HORIZONTAL ..... **page 291**

**PCB TEST TERMINALS**



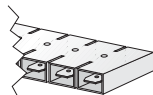
- TEST POINT ..... **page 292**

**SOLDER TAGS**



- M3, M4 & M5 ..... **page 292**

**BLADE STRIP**



- 12 WAY ..... **page 292**

**M-PRO**

For the very latest information and news on the full range of M-PRO products available from Anglia, visit our website : [www.anglia.com/m-pro](http://www.anglia.com/m-pro)

Alternatively, contact our Sales Desk to discuss your specific requirements.

**CRIMP TERMINALS**

An extensive selection of crimp connectors from M-Pro. Covers a series of non-insulated ring terminals and a wide range of insulated terminals, from ring through to push-on, all with colour coded insulation.

**NON-INSULATED**

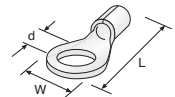
**Specification**

Material  
Terminal ..... Copper, electro-tinned

Wire acceptance :

DIN size (mm <sup>2</sup> )	1.5	2.5	6.0
Wire size			
mm <sup>2</sup>	0.25 - 1.65	1.04 - 2.63	2.63 - 6.64
single strand (dia.) mm	0.57 - 1.44	1.14 - 1.82	1.82 - 2.89
equivalent awg	22 - 16	16 - 14	12 - 10
equivalent swg	29 - 17	17 - 13	11 - 6
Suitable Cables (Metric) stranded			
	19/0.15	63/0.2	159/0.2
	13/0.2	30/0.25	44/0.3
	16/0.2	51/0.25	56/0.3
	19/0.2	19/0.3	65/0.3
	24/0.2	21/0.3	84/0.3
	32/0.2	28/0.3	37/0.4
	40/0.2	35/0.3	19/0.45
	14/0.25	19/0.335	7/0.85
	19/0.25	7/0.5	7/1.04
	19/0.3		
single	1/0.9	1/1.38	1/2.25
	1/1.13	1/1.78	

**RING** Choice of 3 sizes.



Stud Size	Dimensions (mm)			Manf. Part No.	anglia Order Code
	Hole (d)	Width (W)	Length (L)		
Size 1.5mm <sup>2</sup> - RATED 25A					
M3	3.2	5.7	12.6	MR1-3	490100
M3.5	3.7	5.7	12.6	MR1-3.5	490101
M4	4.3	6.6	14.4	MR1-4	490102
M5	5.3	8.0	15.8	MR1-5	490103
M6	6.4	11.6	21.8	MR1-6	490104
Size 2.5mm <sup>2</sup> - RATED 30A					
M3	3.2	6.6	12.3	MR2-3	490110
M3.5	3.7	6.6	12.3	MR2-3.5	490111
M4	4.3	6.6	16.0	MR2-4	490112
M5	5.3	8.5	16.8	MR2-5	490113
M6	6.4	12.0	21.8	MR2-6	490114
Size 6.0mm <sup>2</sup> - RATED 48A					
M3.5	3.7	7.2	15.7	MR5-3.5	490130
M4	4.3	7.2	15.7	MR5-S4	490131
M5	5.3	9.5	19.8	MR5-5	490132
M6	6.4	12.0	25.8	MR5-6	490133
M8	8.4	15.0	28.0	MR5-8	490134

Insulated Crimp Terminals shown overleaf > > >

## INSULATED

### Specification

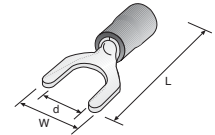
Material  
Terminal ..... Copper, electro-tinned  
(Disconnects - brass)  
Insulation ..... Vinyl, max. temp. 75°C  
(Female flag - Nylon, max. temp. 105°C)

Wire acceptance :

Insulation Colour	Red	Blue	Yellow
Wire size			
mm <sup>2</sup>	0.25 - 1.65	1.04 - 2.63	2.63 - 6.64
single strand (dia.) mm	0.57 - 1.44	1.14 - 1.82	1.82 - 2.89
equivalent awg	22 - 16	16 - 14	12 - 10
equivalent swg	29 - 17	17 - 13	11 - 6
Suitable Cables (Metric) stranded			
	19/0.15	63/0.2	159/0.2
	13/0.2	30/0.25	44/0.3
	16/0.2	51/0.25	56/0.3
	19/0.2	19/0.3	65/0.3
	24/0.2	21/0.3	84/0.3
	32/0.2	28/0.3	37/0.4
	40/0.2	35/0.3	19/0.45
	14/0.25	19/0.335	7/0.85
	19/0.25	7/0.5	7/1.04
	19/0.3		
single	1/0.9 1/1.13	1/1.38 1/1.78	1/2.25

## FORK

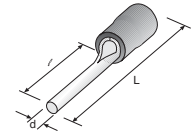
Choice of 3 sizes.



Stud Size	Hole (d)	Width (W)	Length (L)	Manf. Part No.	anglia Order Code
<b>RED - RATED 19A</b>					
M3	3.2	5.7	21.2	MVF1-3	491140
M3.5	3.7	5.7	21.2	MVF1-S3.5	491141
M4	4.3	6.4	21.2	MVF1-S4	491142
M5	5.3	9.5	21.2	MVF1-L5	491143
M6	6.4	12.0	27.2	MVF1-L6	491144
<b>BLUE - RATED 27A</b>					
M3	3.2	5.7	21.2	MVF2-3	491150
M3.5	3.7	5.7	21.2	MVF2-S3.5	491151
M4	4.3	6.4	21.2	MVF2-S4	491152
M5	5.3	9.5	21.2	MVF2-L5	491153
M6	6.4	12.0	27.2	MVF2-L6	491154
<b>YELLOW - RATED 48A</b>					
M4	4.3	8.3	25.2	MVF5-S4	491170
M5	5.3	9.0	23.9	MVF5-5	491171
M6	6.4	9.0	23.9	MVF5-S6	491172
M6	6.4	12.0	31.2	MVF5-6	491173

## PIN

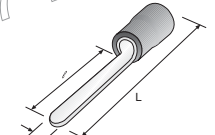
Choice of 3 sizes.



Pin Size (d x t)	Length (L)	Manf. Part No.	anglia Order Code
<b>RED - RATED 19A</b>			
1.9 x 12.0	22.0	MVP1-12	491305
<b>BLUE - RATED 27A</b>			
1.9 x 12.0	22.0	MVP2-12	491310
<b>YELLOW - RATED 48A</b>			
2.8 x 13.0	25.5	MVP5-13	491315

## BLADE CONTACT

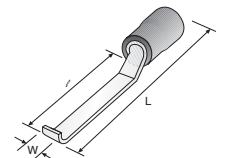
Choice of 3 sizes.



Pin Size (t x W)	Length (L)	Manf. Part No.	anglia Order Code
<b>RED - RATED 25A</b>			
18.0 x 2.3	28.0	MVL1-18	491320
<b>BLUE - RATED 32A</b>			
18.0 x 2.3	28.0	MVL2-18	491325
<b>YELLOW - RATED 48A</b>			
10.0 x 2.8	22.5	MVL5-10	491330

## HOOKED BLADE

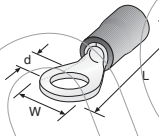
Choice of 2 sizes.



Pin Size (t x W)	Length (L)	Manf. Part No.	anglia Order Code
<b>RED - RATED 25A</b>			
16.8 x 3.0	26.8	MVL1-3H	491335
<b>BLUE - RATED 32A</b>			
16.8 x 3.0	26.8	MVL2-3H	491340

## RING

Choice of 3 sizes.



Stud Size	Hole (d)	Width (W)	Length (L)	Manf. Part No.	anglia Order Code
<b>RED - RATED 25A</b>					
M3	3.2	5.7	17.8	MVR1-3	491100
M3.5	3.7	5.7	17.8	MVR1-S3.5	491101
M4	4.3	6.6	20.1	MVR1-S4	491102
M5	5.3	8.0	21.5	MVR1-5	491103
M6	6.4	11.6	27.5	MVR1-6	491104
<b>BLUE - RATED 30A</b>					
M3	3.2	6.6	17.8	MVR2-3	491110
M3.5	3.7	6.6	17.8	MVR2-S3.5	491111
M4	4.3	6.6	21.0	MVR2-S4	491112
M5	5.3	8.5	22.5	MVR2-S5	491113
M6	6.4	12.0	27.6	MVR2-6	491114
<b>YELLOW - RATED 48A</b>					
M3.5	3.7	7.2	21.4	MVR5-3.5	491130
M4	4.3	7.2	21.4	MVR5-S4	491131
M5	5.3	9.5	25.5	MVR5-5	491132
M6	6.4	12.0	31.5	MVR5-6	491133
M8	8.4	15.0	33.7	MVR5-8	491134

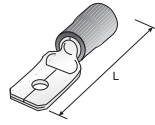
**M-PRO CRIMP TERMINALS**

also available taped & reeled to special order

**INSULATED** continued

**PUSH-ON** MALE DISCONNECTS (BLADES)

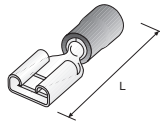
Choice of 3 sizes.



Dimensions (mm)		Length (L)	Manf. Part No.	anglia Order Code
Tab Size				
● RED - RATED 12A	6.3 x 0.8	21.0	MVD1-250M	491284
● BLUE - RATED 16A	6.3 x 0.8	21.0	MVD2-250M	491292
● YELLOW - RATED 24A	6.3 x 0.8	25.0	MVD5-250M	491295

**PUSH-ON** FEMALE DISCONNECTS

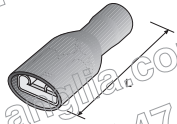
Choice of 3 sizes.



Dimensions (mm)		Length (L)	Manf. Part No.	anglia Order Code
Tab Size				
● RED - RATED 12A	2.8 x 0.5	19.0	MVD1-1105F	491180
	2.8 x 0.8	19.0	MVD1-1108F	491181
	4.8 x 0.5	19.0	MVD1-1875F	491182
	4.8 x 0.8	19.0	MVD1-1878F	491183
	6.3 x 0.8	21.0	MVD1-250F	491184
● BLUE - RATED 16A	4.8 x 0.5	19.0	MVD2-1875F	491190
	4.8 x 0.8	19.0	MVD2-1878F	491191
	6.3 x 0.8	21.0	MVD2-250F	491192
● YELLOW - RATED 24A	6.3 x 0.8	25.0	MVD5-250F	491195

**PUSH-ON** FULLY INSULATED FEMALE DISCONNECTS

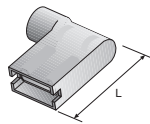
Choice of 3 sizes.



Dimensions (mm)		Length (L)	Manf. Part No.	anglia Order Code
Tab Size				
● RED - RATED 12A	2.8 x 0.5	20.0	MVD1-1105FN	491197
	4.8 x 0.5	20.0	MVD1-1875FN	491199
	4.8 x 0.8	20.0	MVD1-1878FN	491200
	6.3 x 0.8	21.5	MVD1-250FN	491201
● BLUE - RATED 16A	4.8 x 0.8	20.0	MVD2-1878FN	491210
	6.3 x 0.8	21.5	MVD2-250FN	491211
● YELLOW - RATED 24A	6.3 x 0.8	25.5	MVD5-250FN	491230

**PUSH-ON** FEMALE FLAG DISCONNECTS

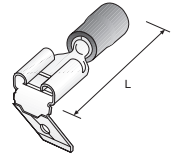
Choice of 2 sizes. Nylon insulation.



Dimensions (mm)		Length (L)	Manf. Part No.	anglia Order Code
Tab Size				
● RED - RATED 12A	6.3 x 0.8	16.0	MNDF1-250	491475
● BLUE - RATED 16A	6.3 x 0.8	16.0	MNDF2-250	491480

**PIGGYBACK** MALE/FEMALE DISCONNECTS

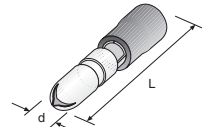
Choice of 2 sizes.



Dimensions (mm)		Length (L)	Manf. Part No.	anglia Order Code
Tab Size				
● RED - RATED 12A	6.3 x 0.8	21.5	MVG1-250	491250
● BLUE - RATED 16A	6.3 x 0.8	21.5	MVG2-250	491251

**BULLET** MALE DISCONNECTS

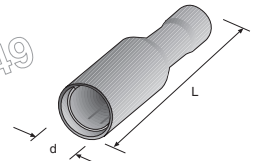
Choice of 3 sizes.



Dimensions (mm)		Length (L)	Manf. Part No.	anglia Order Code
Bullet Size (d)				
● RED - RATED 12A	4.0	21.0	MVB1-156M	491345
● BLUE - RATED 16A	5.0	21.0	MVB2-195M	491350
● YELLOW - RATED 24A	5.0	25.0	MVB5-195M	491355

**BULLET** FEMALE DISCONNECTS

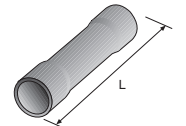
Choice of 3 sizes.



Dimensions (mm)		Length (L)	Manf. Part No.	anglia Order Code
Bullet Size (d)				
● RED - RATED 12A	4.0	24.5	MVB1-156F	491445
● BLUE - RATED 16A	5.0	25.5	MVB2-195F	491450
● YELLOW - RATED 24A	5.0	29.5	MVB5-195F	491455

**BUTT SPLICE**

Choice of 3 sizes.



	Length (L) mm	Manf. Part No.	anglia Order Code
● RED - RATED 19A	24.5	MVU1B	491460
● BLUE - RATED 27A	24.5	MVU2B	491465
● YELLOW - RATED 48A	26.0	MVU5B	491470

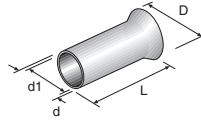
Cord End Terminals shown overleaf > > >

A wide range of hollow tube, cord end terminals (bootlace ferrules) offering a selection of styles and wire sizes. Designed to provide a neat termination of multi-stranded wires for secure connection to terminal blocks and other captive terminals.

### Specification

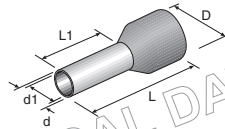
Material  
Terminal ..... Copper, electro-tinned  
Insulation ..... Nylon, max. temp. 105°C

### NON-INSULATED



Wire Size (mm <sup>2</sup> )	L	Dimensions (mm)			Manf. Part No.	anglia Order Code
		D (ø)	d (ø)	d1 (ø)		
0.5	6.0	2.1	1.3	1.0	MCU500	491590
0.75	6.0	2.5	1.5	1.2	MCU750	491591
1.0	10.0	2.7	1.7	1.4	MCU101	491592
1.5	10.0	2.9	2.0	1.7	MCU151	491593
2.5	12.0	3.5	2.5	2.2	MCU251	491594
4.0	12.0	4.0	3.2	2.8	MCU401	491595
6.0	15.0	4.8	3.9	3.5	MCU601	491596
10.0	15.0	5.8	4.9	4.5	MCU102	491597
16.0	15.0	7.5	6.2	5.8	MCU162	491598

### INSULATED



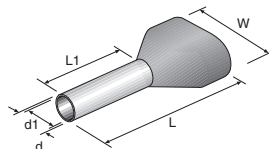
#### French Colour Code

Wire Size (mm <sup>2</sup> )	Insulation Colour	Dimensions (mm)				Manf. Part No.	anglia Order Code	
		L	L1	D (ø)	d (ø)			
0.25	Violet	10.4	6.0	1.9	1.1	0.8	MNCF250	491510
0.34	Pink	10.4	6.0	1.9	1.1	0.8	MNCF340	491511
0.5	White	14.0	8.0	2.6	1.3	1.0	MNCF500	491513
0.75	Blue	14.6	8.2	2.8	1.5	1.2	MNCF750	491516
1.0	Red	14.6	8.2	3.0	1.7	1.4	MNCF101	491520
1.5	Black	14.6	8.2	3.5	2.0	1.7	MNCF151	491523
2.5	Grey	15.2	8.2	4.0	2.6	2.3	MNCF251	491526
4.0	Orange	16.5	9.0	4.4	3.2	2.8	MNCF401	491529
6.0	Green	20.0	12.0	6.3	3.9	3.5	MNCF601	491532
10.0	Brown	21.5	12.0	7.6	4.9	4.5	MNCF102	491534
16.0	Ivory	22.2	12.0	8.8	6.2	5.8	MNCF162	491536

#### German Colour Code

Wire Size (mm <sup>2</sup> )	Insulation Colour	Dimensions (mm)				Manf. Part No.	anglia Order Code	
		L	L1	D (ø)	d (ø)			
0.25	Lt. Blue	10.4	6.0	1.9	1.1	0.8	MNCG250	491550
0.34	Turquoise	10.4	6.0	1.9	1.1	0.8	MNCG340	491551
0.5	Orange	14.0	8.0	2.6	1.3	1.0	MNCG500	491553
0.75	White	14.6	8.2	2.8	1.5	1.2	MNCG750	491556
1.0	Yellow	14.6	8.2	3.0	1.7	1.4	MNCG101	491560
1.5	Red	14.6	8.2	3.5	2.0	1.7	MNCG151	491563
2.5	Blue	15.2	8.2	4.0	2.6	2.3	MNCG251	491566
4.0	Grey	16.5	9.0	4.4	3.2	2.8	MNCG401	491569
6.0	Black	20.0	12.0	6.3	3.9	3.5	MNCG601	491572
10.0	Ivory	21.5	12.0	7.6	4.9	4.5	MNCG102	491574
16.0	Green	22.2	12.0	8.8	6.2	5.8	MNCG162	491576

### INSULATED, TWIN ENTRY



#### Std. DIN Colour Code

Wire Size (mm <sup>2</sup> )	Insulation Colour	Dimensions (mm)				Manf. Part No.	anglia Order Code	
		L	L1	W	d (ø)			
2 x 0.5	White	14.5	8.0	5.0	1.8	1.5	MNCP500	491612
2 x 0.75	Grey	14.5	8.0	5.5	2.1	1.8	MNCP750	491613
2 x 1.0	Red	15.0	8.0	5.5	2.3	2.0	MNCP101	491614
2 x 1.5	Black	15.5	8.0	6.5	2.6	2.3	MNCP151	491615
2 x 2.5	Blue	18.5	10.0	8.0	3.3	2.9	MNCP251	491616
2 x 4.0	Grey	23.1	12.0	8.8	4.2	3.8	MNCP401	491617
2 x 6.0	Yellow	26.1	14.0	9.5	5.3	4.9	MNCP601	491618
2 x 10.0	Red	26.6	14.0	12.6	6.9	6.5	MNCP102	491619