

TAICOM type THD

A range of commercial high density 'D' subminiature connectors, comprising of plugs and sockets from 15 to 44 way with either solder bucket or right angle pcb terminations. Employ identical outer shells to the standard TD range to permit use of the same hoods, shown on the opposite page, but contacts set on a closer 3 row pitch to increase the amount of ways. Constructed to high manufacturers standards. Flame retardant glass filled polyester insulators and gold over nickel plated contacts (stamped and formed for economy) are housed in tin plated steel shells. Plugs have dimpled shells to ensure good conductivity for EMI/RFI shielding.

Specification

Materials & Finishes

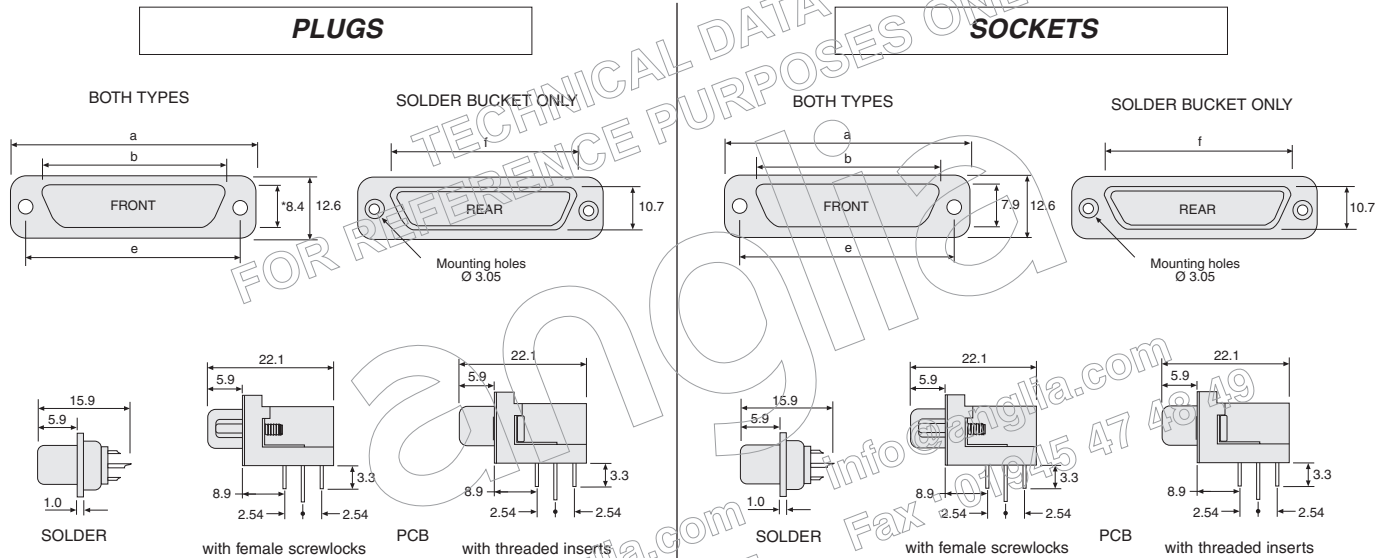
Shells..... Steel, tin plated
 Insulators..... Glass filled PBT
 flame retardant to UL94V-0
 Contacts Phosphor bronze or brass
 gold over nickel plated

Electrical

Current rating 3A
 Voltage rating..... 250Vac/dc
 Proof voltage 1000Vac
 Contact resistance (max) 30mΩ
 Insulation resistance (min) 1000MΩ at 500Vdc
 Operating temperature range -55°C to +105°C

- ◆ High density
- ◆ Tin & dimple shells
- ◆ Gold over nickel contacts
- ◆ Flame retardant insulators
- ◆ Plastic & metallised hoods available
- ◆ EMI/RFI shielding
- ◆ Very competitively priced

Dimensions (mm)



*Internal

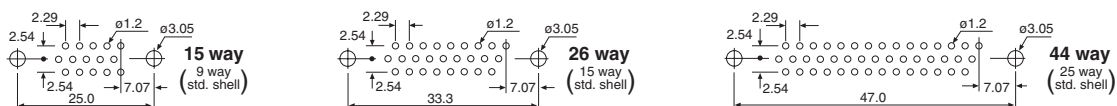
WAYS	a	b*	e	f*
15	30.8	16.9	25.0	19.3
26	39.1	25.3	33.3	27.5
44	53.0	39.0	47.0	41.3

WAYS	a	b	e	f
15	30.8	16.3	25.0	19.3
26	39.1	24.7	33.3	27.5
44	53.0	38.4	47.0	41.3

FOOTPRINT

For PCB Mounting (Right Angle) types.

N.B. PCB pins of bottom row contacts are closest to front.



PLUGS

EXPANDED RANGE

SOCKETS

Choice of rear termination with contacts gold over nickel plated.

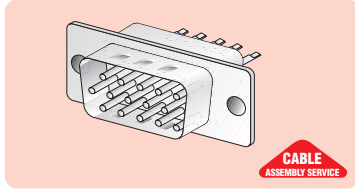
Choice of rear termination with contacts gold over nickel plated.

Solder Bucket

Tin plated shells with dimples. White insulators.

Solder Bucket

Tin plated shells. White insulators.

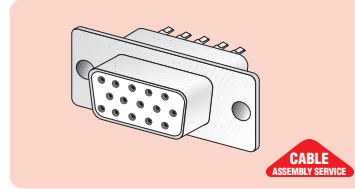


Type

15 way
26 way
44 way

Manf. Part No. & anglia Order Code

**THD15MB
THD26MB
THD44MB**



Type

15 way
26 way
44 way

Manf. Part No. & anglia Order Code

**THD15FB
THD26FB
THD44FB**

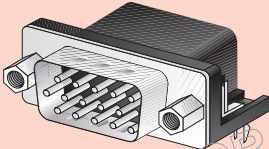
PCB Mounting (Right Angle)

Tin plated shells with dimples and grounding boardlocks. Black insulators. 8.9mm spacing from front row of pins to panel face. Choice of 4-40 UNC female screwlocks or threaded inserts.

PCB Mounting (Right Angle)

Tin plated shells and grounding boardlocks. Black insulators. 8.9mm spacing from front row of pins to panel face. Choice of 4-40 UNC female screwlocks or threaded inserts.

With female screwlocks



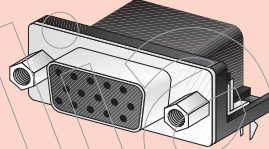
Type With Screwlocks

15 way
26 way
44 way

Manf. Part No. & anglia Order Code

**THD15MPR
THD26MPR
THD44MPR**

With female screwlocks




Type With Screwlocks

15 way
26 way
44 way

Manf. Part No. & anglia Order Code

**THD15FPR
THD26FPR
THD44FPR**

With threaded inserts



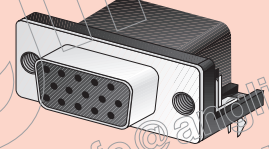
Type With Inserts

15 way
26 way
44 way

Manf. Part No. & anglia Order Code

**THD15MPRC
THD26MPRC
THD44MPRC**

With threaded inserts



Type With Inserts

15 way
26 way
44 way

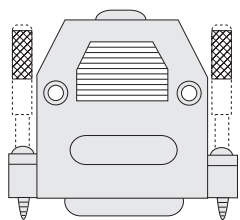
Manf. Part No. & anglia Order Code

**THD15FPRC
THD26FPRC
THD44FPRC**



www.anglia.com
Tel : 01945 47 47 47

info@anglia.com
Fax : 01945 47 48 49



HOODS

shown on following page > > >